



SPECIFICATION

Current Rating: 3.0Amp
 Insulation Resistance: 1000MΩ min
 Contact Resistance: 20MΩ max
 Withstand Voltage: 1000V AC/DC
 Operating Temperature: -40°C to +105°C
 Contact Material: Brass
 Contact Plating: Au or Sn Over Ni
 Insulator Material: PBT or PA6T+30%GF UL 94V-0

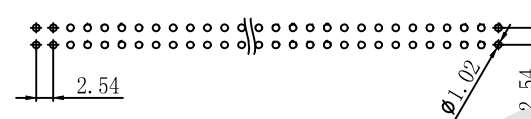
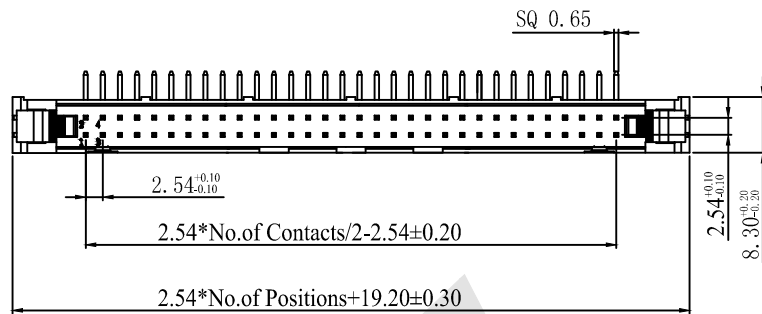
10P-18P Without Slot "B" and "A"
 20P-58P With Slot "B", Without Slot "A",
 60P-64P With Slot "B" and "A"

Ordering Code:

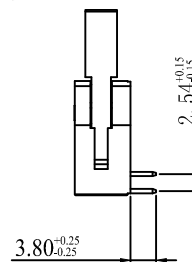
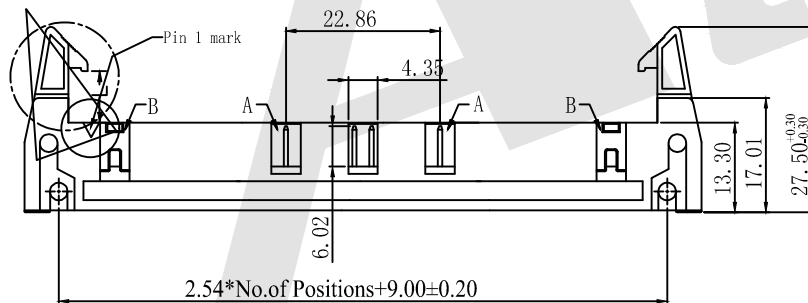
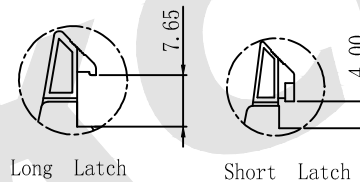
LHDR01 - X - X - X - X - X - X

① ② ③ ④ ⑤ ⑥ ⑦

- | | |
|----------------------------------|----------------------|
| ① Series No: | ⑤ Insulator Material |
| ② No. of Contacts | A: PBT |
| 6 8 10 12 | B: PA6T |
| 14 16 18 20 | C: LCP |
| 24 26 30 34 | D: PA46 |
| 40 50 60 64 | E: PA9T |
| ③ Contact Plating: | ⑥ Packing |
| G0: Gold flash S0: Selective | A: Tray |
| G1: 3u" Gold S1: Selective 3u" | B: Bag |
| G2: 5u" Gold S2: Selective 5u" | T: Tube |
| G3: 10u" Gold S3: Selective 10u" | U: Tube+CAP |
| G4: 15u" Gold S4: Selective 15u" | R: Tape&Reel |
| G5: 30u" Gold S5: Selective 30u" | W: Tape&Reel+CAP |
| SN: Tin | ⑦ A: Short Latch |
| ④ Color Insulator | B: Long Latch |
| B: Black | C: Without Latch |
| U: Blue | |
| G: Gray | |

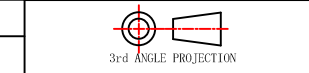


Recommended P.C.B Layout (Top Side)
 (PCB BOARD TOLERANCE ±0.05)



Unless Otherwise specified tolerance
 X. ±0.35 X.XX: ±0.20
 X.X: ±0.25 X.XXX: ±0.15

SCALE: As Shown UNIT: mm
 DRAW ZLA DATE 24/04/2022
 CHECK BobYang DATE 24/04/2022



Atkconn® ATKCONN ELECTRONICS CO., LTD
[Http://www.atkconn.com](http://www.atkconn.com)

TITLE: 2.54mm Ejector Header 90°
 DRAWING NO: LHDR01-XXXXXX
 PRODUCT NO: LHDR01-XXXXXX

REV	DESCRIPTION	DATE
1		
2		
3		
4		
5		