

HSF



ROHS

SPECIFICATION

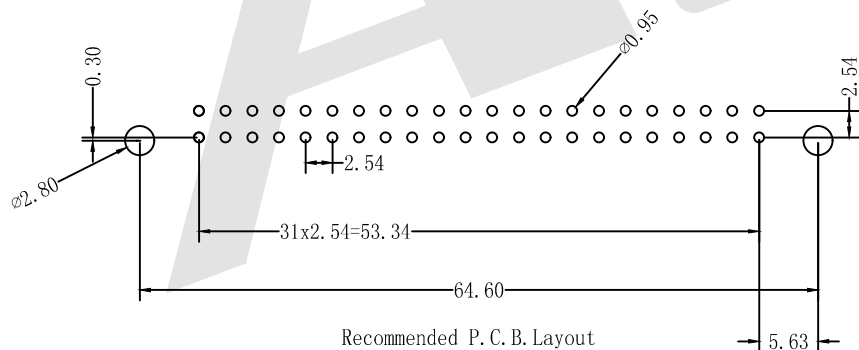
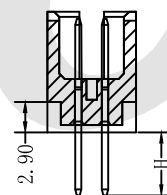
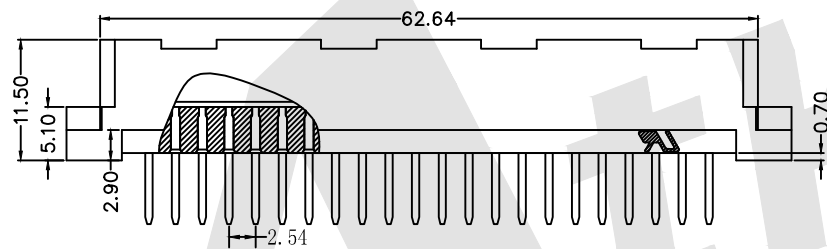
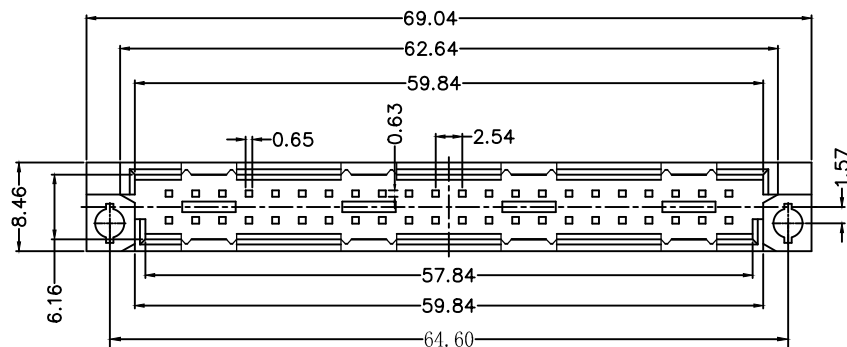
Current Rating: 2.0Amp  
 Insulation Resistance: 1000MΩ min.at DC 100V  
 Contact Resistance: 20mΩ max  
 Withstand Voltage: AC 1000V For 1 Minute  
 Operating Temperature: -55° C to +105° C  
 Contact Material: Brass  
 Contact Plating: Au or Sn Over Ni  
 Insulator Material: PBT+30%GF UL 94V-0  
 Insertion Force: 64 pin max.60N  
 Withdrawal Force: 0.15N min.per individual contact

Ordering Code:

DMS - XX - X - X - X - 213

① ② ③ ④ ⑤ ⑥

- ① Series No:
- ② No. of Contacts  
44P 22p
- ③ Termination  
 A: Straight solder tail length H=2.5mm  
 E: Straight solder tail length H=4.0mm  
 I: Straight tail length H=5.0mm  
 K: Straight tail length H=7.4mm  
 M: Wrap post tail length H=13.0mm  
 N: Wrap post tail length H=17.0mm  
 O: Wrap post tail length H=19.4mm
- ④ Rows Loaded With Contacts  
 A: Row a(2, 4, 6...)  
 AI: Row a  
 C1: Row a+b(2, 4, 6...)  
 C: Row a+b
- ⑤ Contact Plating  
 G0: Gold flash  
 S0: Gold flash/Ni  
 G1: 3u" Gold  
 S1: 3u" Gold/Ni  
 G2: 5u" Gold  
 S2: 5u" Gold/Ni  
 G3: 10u" Gold  
 S3: 10u" Gold/Ni  
 G4: 15u" Gold  
 S4: 15u" Gold/Ni  
 G5: 30u" Gold  
 S5: 30u" Gold/Ni  
 SN: Tin
- ⑥ Series number  
213



Recommended P. C. B. Layout

Code	Number Of Contacts	Contact Arrangement	Rows With Contacts	Pitch
A	11		a	5.08
AI	22		a	2.54
C	22		a+b	5.08
C1	44		a+b	2.54

Unless Otherwise specified tolerance  
 X. ±0.35 X.XX: ±0.20  
 X.X: ±0.25 X.XXX: ±0.15

SCALE: As Shown UNIT: mm  
 DRAW ZLA DATE 24/04/2022  
 CHECK BobYang DATE 24/04/2022



**Atkconn**® ATKCONN ELECTRONICS CO., LTD  
[Http://www.atkconn.com](http://www.atkconn.com)

TITLE: DIN41612 Vertical Plug Type Q  
 Connectors-Inversed 44 Positions

DRAWING NO: DMS-XX-XXX-213

PRODUCT NO: DMS-XX-XXX-213

REV	DESCRIPTION	DATE