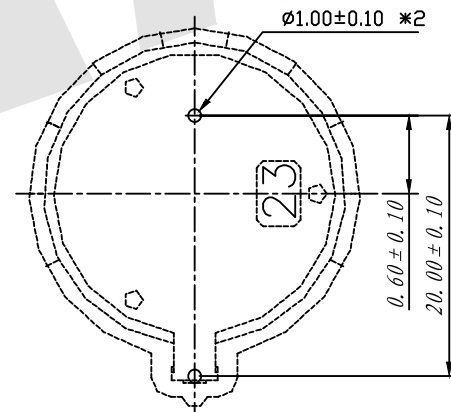
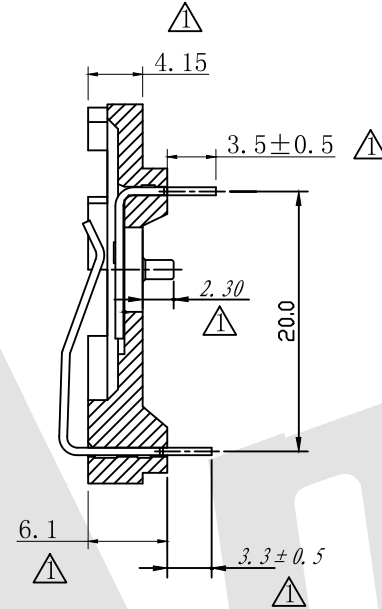
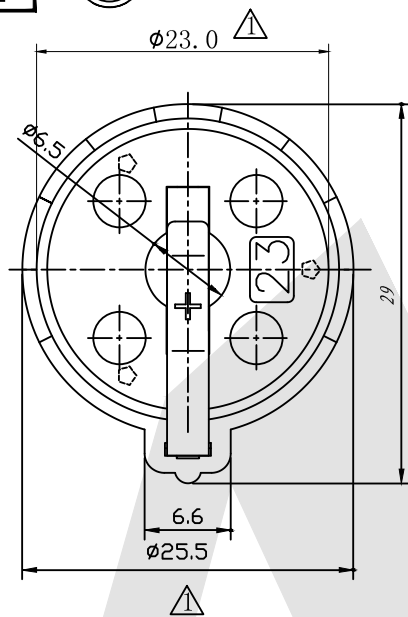


HSF

RoHS



RECOMMEND PCB LAYOUT
COMPONENT SIDE

NOTES

1. MATERIALS:
HOUSING-PBT
CONTACT-PHOSPHOP BRONZE,
2. FLASH:0.25mm MAX
3. CAMBER:0.13mm MAX. DEFORMATION:NA.
WARP:0.13mm MAX. TWIST:NA

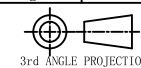
Order code:

BT — S — SN — A — CR2330A
① — ② — ③ — ④ — ⑤

- ① BT:Coin Cell Holders
- ② Apperance for the product
M:SMT TYPE
S:180 TYPE
R:90 TYPE
- ③ Contact Plating
SN:Tin
G0:Gold flash
G1: 3U" Gold
G2: 5U" Gold
G3:10U" Gold
G4:15U" Gold
G5:30U" Gold
- ④ Packing method
A: Tray packing
R: Tape & reel packing
- ⑤ Product number
CR2330A

Unless Otherwise specified tolerance
X. ±0.35 X.XX:±0.20
X.X:±0.25 X.XXX:±0.15

SCALE: As Shown UNIT: mm
DRAW Mo Guo Xuan DATE 03/15/2019
CHECK BobYang DATE 03/15/2019



Antenk ANTENK ELECTRONICS CO.,LTD
Http://www.antenk.com
E-mail:sales@antenk.com

TITLE: Coin Cell Holders For CR2330

DRAWING NO: BT-S-SN-A-CR2330A

PRODUCT NO: BT-S-SN-A-CR2330A

△ Revise Dimensions

08/03/2022

DATE

REV

DESCRIPTION