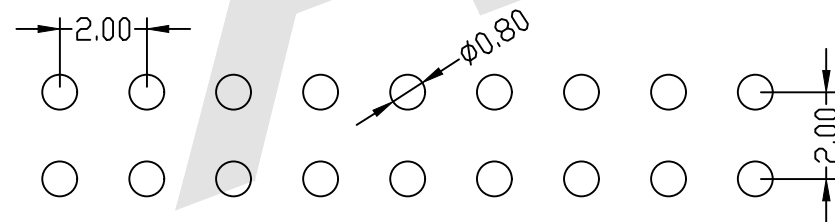
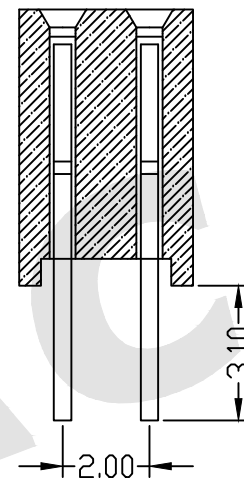
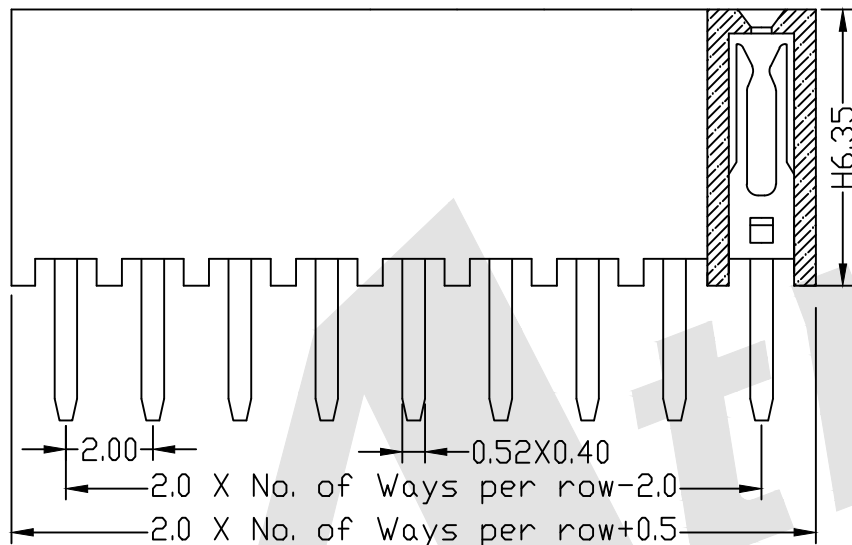
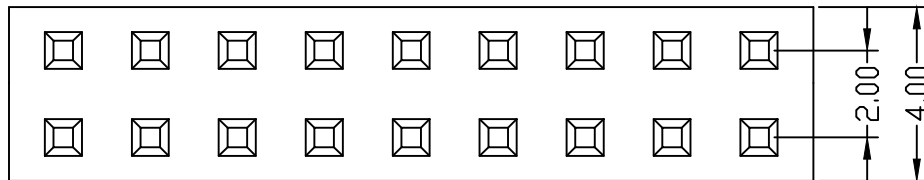


HSF



ROHS



PCB LAYOUT

**SPECIFICATION**

Current Rating: 1.5Amp  
 Insulation Resistance: 1000M ohms min  
 Contact Resistance: 20M ohms max  
 Dielectric Withstanding: AC500V  
 Operating Temperature: -65°C to +125°C  
 Contact Material: Brass  
 Insulator Material: PA6T UL 94V-0 Black

Ordering Code:

FHDS10 - X - X - D - X - X - X  
 ① ② ③ ④ ⑤ ⑥ ⑦

- ① Series No:
- ② No. of Contacts  
02 To 80
- ③ Contact Plating:  
G0: Gold flash S0: Selective  
G1: 3u" Gold S1: Selective 3u"  
G2: 5u" Gold S2: Selective 5u"  
G3: 10u" Gold S3: Selective 10u"  
G4: 15u" Gold S4: Selective 15u"  
G5: 30u" Gold S5: Selective 30u"  
SN: Tin
- ④ Connector Type  
D: Dual
- ⑤ Plastic High:  
H: 6.35  
Please mark the desired length in the H
- ⑥ Insulator Material  
B: PA6T  
C: LCP  
D: PA46  
E: PA9T
- ⑦ Packing  
A: Tray  
B: Bag  
T: Tube  
U: Tube+CAP  
R: Tape&Reel  
W: Tape&Reel+CAP

Unless Otherwise specified tolerance  
 X. ±0.35 X.XX: ±0.20  
 X.X: ±0.25 X.XXX: ±0.15

**Atkconn**® ATKCONN ELECTRONICS CO., LTD  
[Http://www.atkconn.com](http://www.atkconn.com)

SCALE: As Shown	UNIT: mm
DRAW ZLA	DATE 24/04/2022
CHECK BobYang	DATE 24/04/2022

TITLE:  
2.00mm Female Header Dual Row  
Straight Type(W=4.0 H=6.35)

DRAWING NO: FHDS10-XXDXXX

PRODUCT NO: FHDS10-XXDXXX



REV	DESCRIPTION	DATE