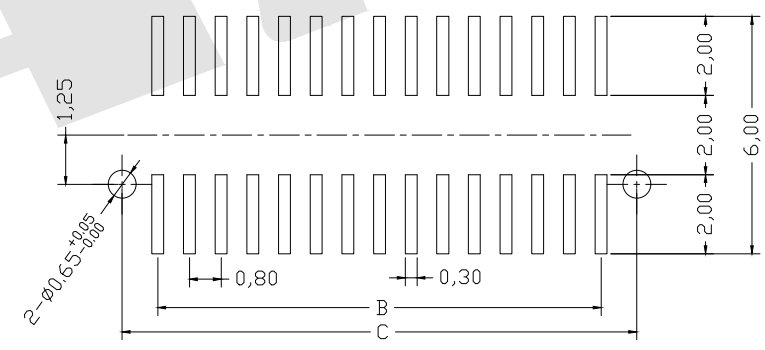
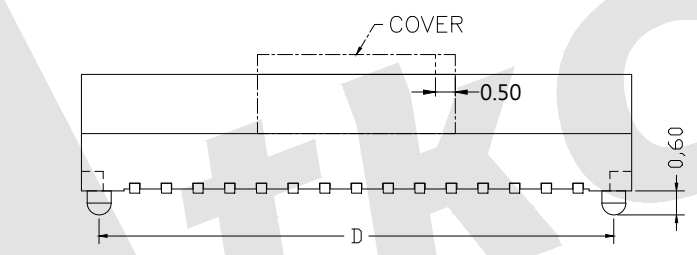
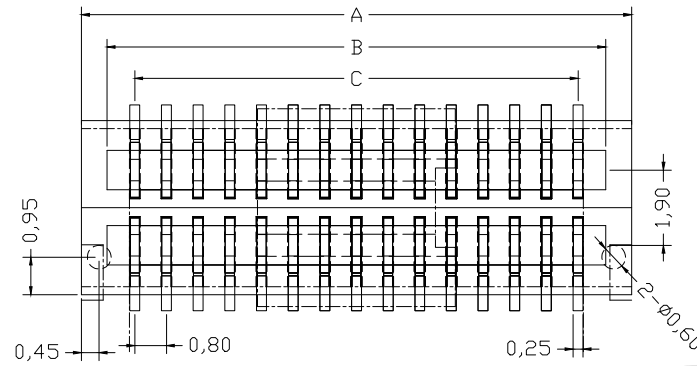
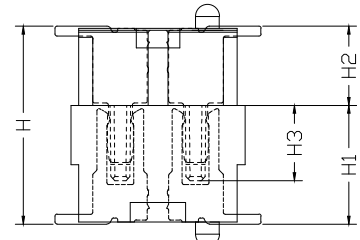




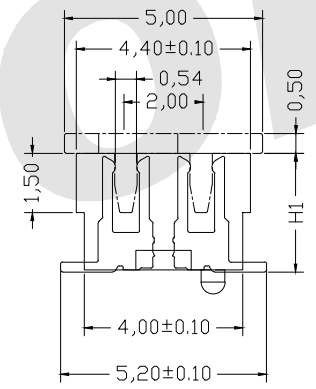
NO.of Contacts	Dimension(mm)			
	A±0.10	B±0.10	C±0.10	D±0.10
8	5.10	3.70	2.40	4.20
10	5.90	4.50	3.20	5.00
12	6.70	5.30	4.00	5.80
14	7.50	6.10	4.80	6.60
16	8.30	6.90	5.60	7.40
18	9.10	7.70	6.40	8.20
20	9.90	8.50	7.20	9.00
22	10.70	9.30	8.00	9.80
24	11.50	10.10	8.80	10.60
26	12.30	10.90	9.60	11.40
28	13.10	11.70	10.40	12.20
30	13.90	12.50	11.20	13.00
32	14.70	13.30	12.00	13.80
34	15.50	14.10	12.80	14.60
36	16.30	14.90	13.60	15.40
38	17.10	15.70	14.40	16.20
40	17.90	16.50	15.20	17.00
42	18.70	17.30	16.00	17.80
44	19.50	18.10	16.80	18.60
46	20.30	18.90	17.60	19.40
48	21.10	19.70	18.40	20.20
50	21.90	20.50	19.20	21.00
52	22.70	21.30	20.00	21.80
54	23.50	22.10	20.80	22.60
56	24.30	22.90	21.60	23.40
58	25.10	23.70	22.40	24.20
60	25.90	24.50	23.20	25.00
62	26.70	25.30	24.00	25.80
64	27.50	26.10	24.80	26.60
66	28.30	26.90	25.60	27.40
68	29.10	27.70	26.40	28.20
70	29.90	28.50	27.20	29.00
72	30.70	29.30	28.00	29.80
74	31.50	30.10	28.80	30.60
76	32.30	30.90	29.60	31.40
78	33.10	31.70	30.40	32.20
80	33.90	32.50	31.20	33.00
82	34.70	33.30	32.00	33.80
84	35.50	34.10	32.80	34.60
86	36.30	34.90	33.60	35.40
88	37.10	35.70	34.40	36.20
90	37.90	36.50	35.20	37.00
92	38.70	37.30	36.00	37.80
94	39.50	38.10	36.80	38.60
96	40.30	38.90	37.60	39.40
98	41.10	39.70	38.40	40.20
100	41.90	40.50	39.20	41.00



P.C.B PATTEN



Mating section



mating Height (H)	The female seat height (H1)	The male seat height (H2)	Insertion height (H3)
4.0	3.0	1.0	1.9
4.5	3.5	1.0	1.9
5.0	3.0/4.0	2.0/1.0	1.9
5.5	3.5/4.5	2.0/1.0	1.9
6.0	4.0	2.0	1.9
6.5	4.5	2.0	1.9

Electrical:
 Vlotag Rating:50V AC(rms)/DC
 Current Rating:0.5A AC(rms)/DC
 Contact Resistance:50mΩ Max
 Insulation Resistance:100MΩ min
 Dielectric Withstanding Voltage:200V AC r.m.s
 Operting Temperature:-30°C~+80°C
 Materials
 Housing:High Temperature Plastic UL94V-0
 Terminal:Copper Alloy
 Material:PA9T
 Contact:phosphor Bronae,Gold Plating;

Ordering Code:
 BB0.8 - F - X - X - X - X - 02
 ① ② ③ ④ ⑤ ⑥ ⑦

- ① Series NO:
0.8mm Board to Board connector
- ② M:Male F:Female
- ③ mating Height:
4.0=4.00mm
4.5=4.50mm
5.0=5.00mm
5.5=5.50mm
6.0=6.00mm
6.5=6.50mm
- ④ NO. of contacts:
see table
For example
24:24poles
- ⑤ Contact Plating
G0: Gold flash
G1: 3u" Gold
G2: 5u" Gold
G3: 10u" Gold
G4: 15u" Gold
G5: 30u" Gold
SN:Tin
- ⑥ Packing
T:Tube A:Tray
B:Bag U:Tube+CAP
R:tape&Reel
W:tape&Reel+CAP
- ⑦ serial number: 02

Unless Otherwise specified tolerance
 X. ±0.35 X.XX:±0.20
 X.X:±0.25 X.XXX:±0.15

SCALE: As Shown UNIT: mm
 DRAW ZLA DATE 24/10/2022
 CHECK BobYang DATE 24/10/2022
 VER. A0

Atkconn® ATKCONN ELECTRONICS CO., LTD
[Http://www.atkconn.com](http://www.atkconn.com)

TITLE: 0.8mm Board to board connector, female, double groove, mating height=4.0~6.5mm

DRAWING NO: BB0.8F-XXXX02
 PRODUCT NO: BB0.8F-XXXX02

REV	DESCRIPTION	DATE