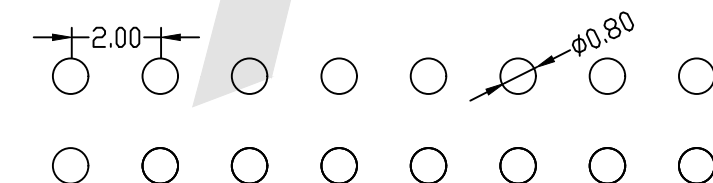
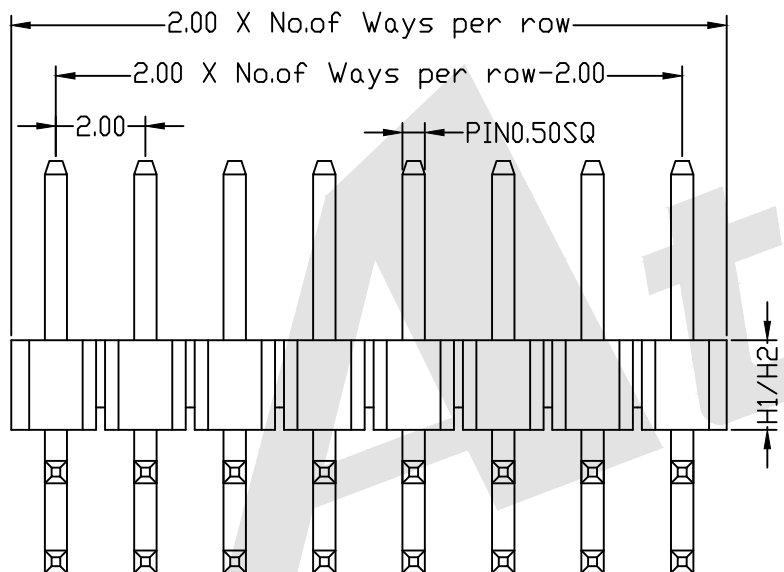
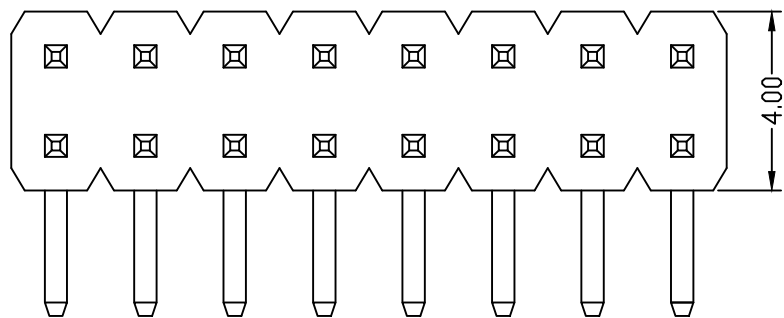


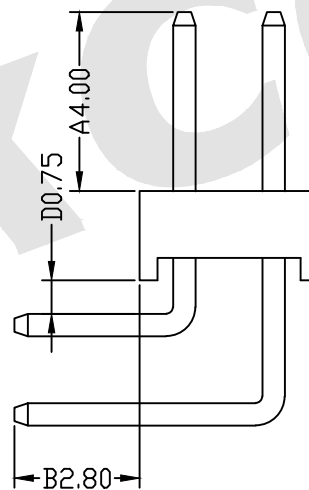
HSF



ROHS



PCB LAYOUT



SPECIFICATION

Current Rating: 1.5 Amp
 Insulation Resistance: 1000M ohms min
 Contact Resistance: 20M ohms max
 Dielectric Withstanding: AC500V
 Operating Temperature: -65°C to +125°C
 Contact Material: Brass
 Insulator Material: PA6T, UL 94V-0 Black

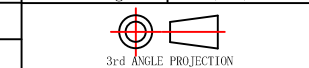
Ordering Code:

PHDR04 - X - X - D - A-D-B - X - X - X
 ① ② ③ ④ ⑤ ⑥ ⑦ ⑧

- ① Series No:
- ② No. of Contacts: 02 To 80
- ③ Contact Plating:
 G0: Gold flash S0: Selective
 G1: 3u" Gold S1: Selective 3u"
 G2: 5u" Gold S2: Selective 5u"
 G3: 10u" Gold S3: Selective 10u"
 G4: 15u" Gold S4: Selective 15u"
 G5: 30u" Gold S5: Selective 30u"
 SN: Tin
- ④ Connector Type: D: Dual
- ⑤ Pin Length:
 A: 0400=4.00mm
 D: 0075=0.75mm
 B: 0280=2.80mm
 Please mark the desired length in the A/D/B
- ⑥ Insulator Material:
 A: PBT
 B: PA6T
 C: LCP
 D: PA46
 E: PA9T
- ⑦ Packing:
 A: Tray
 B: Bag
 T: Tube
 U: Tube+CAP
 R: Tape&Reel
 W: Tape&Reel+CAP
- ⑧ Plastic High:
 H1: 1.5mm
 H2: 2.0mm

Unless Otherwise specified tolerance
 X. ±0.35 X.XX: ±0.20
 X.X: ±0.25 X.XXX: ±0.15

SCALE: As Shown	UNIT: mm
DRAW ZLA	DATE 24/04/2022
CHECK BobYang	DATE 24/04/2022



Atkconn® ATKCONN ELECTRONICS CO., LTD
[Http://www.atkconn.com](http://www.atkconn.com)

TITLE:
2.00mm Pin Header Dual Row Angle Type

DRAWING NO: PHDR04-XXD-0400-0075-0280-XXX
 PRODUCT NO: PHDR04-XXD-0400-0075-0280-XXX

REV	DESCRIPTION	DATE
1		
2		
3		
4		
5		