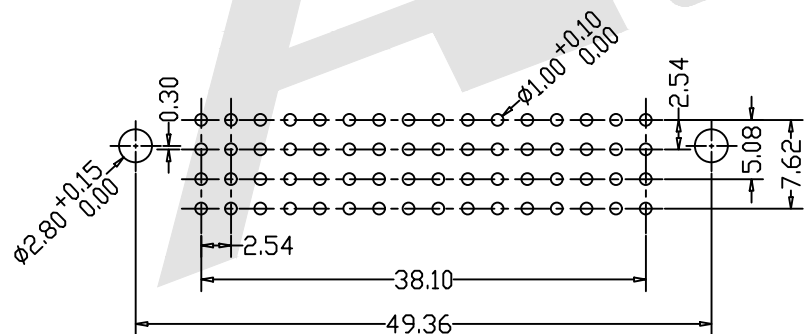
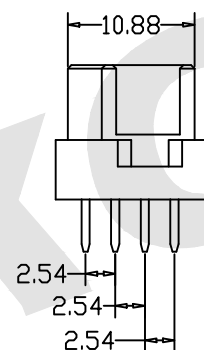
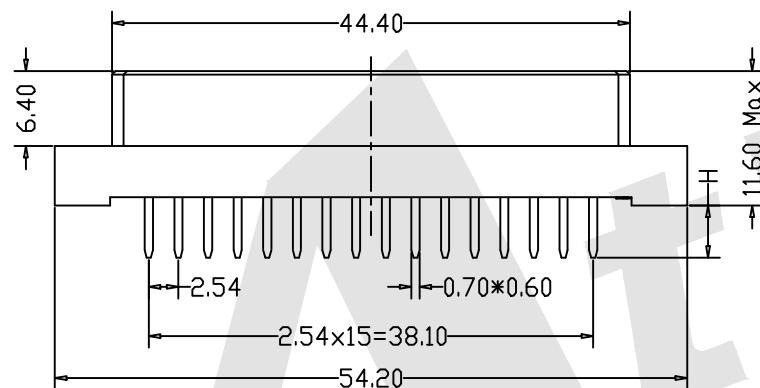
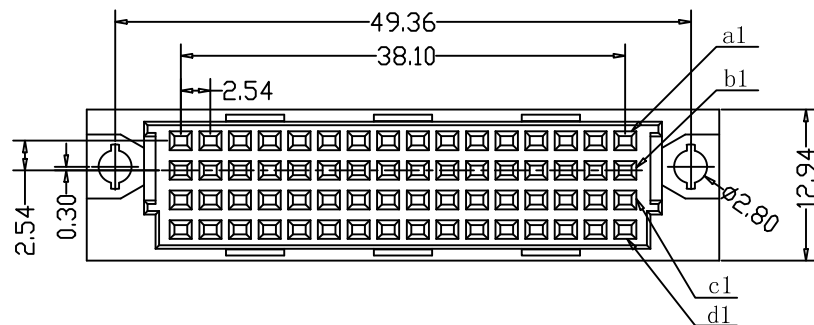


HSF



ROHS



Recommended P. C. B. Layout

SPECIFICATION

- Current Rating: 2.0Amp
- Insulation Resistance: 1000MΩ Min.at DC 500V
- Contact Resistance: 20mΩ max
- Withstand Voltage: AC 1000V For 1 Minute
- Operating Temperature: -55° C to +105° C
- Contact Material: Brass
- Contact Plating: Au or Sn Over Ni
- Insulator Material: PBT+30%GF UL 94V-0
- Insertion Force: 64 Pin Max.70N
- Withdrawal Force: 0.15N min.Per Individual Contact

Ordering Code:

DFS - 64P - D - X - X - 405
 ① ② ③ ④ ⑤ ⑥

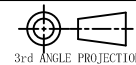
- ① Series No:
- ② No. of Contacts
64P
- ③ Termination
 A: Straight solder tail length H=2.5mm
 D: Straight tail length H=4.5mm
 I: Straight tail length H=5.0mm
 K: Straight tail length H=7.4mm
 M: Wrap post tail length H=13.0mm
 N: Wrap post tail length H=17.0mm
 O: Wrap post tail length H=19.4mm
- ④ Rows Loaded With Contacts
 J: Row a+b+c+d
 K: Row a+d
- ⑤ Contact Plating
 G0: Gold flash
 S0: Gold flash/Ni
 G1: 3u" Gold
 S1: 3u" Gold/Ni
 G2: 5u" Gold
 S2: 5u" Gold/Ni
 G3: 10u" Gold
 S3: 10u" Gold/Ni
 G4: 15u" Gold
 S4: 15u" Gold/Ni
 G5: 30u" Gold
 S5: 30u" Gold/Ni
 SN: Tin
- ⑥ Serise Number
405

Unless Otherwise specified tolerance
 X. ±0.35 X. XX: ±0.20
 X. X: ±0.25 X. XXX: ±0.15

Atkconn® ATKCONN ELECTRONICS CO., LTD
[Http://www.atkconn.com](http://www.atkconn.com)

SCALE: As Shown UNIT: mm
 DRAW ZLA DATE 24/04/2022
 CHECK BobYang DATE 24/04/2022

TITLE:
 DIN41612 Vertical Female Type C Connectors 64 Positions
 DRAWING NO: DFS-64P-D-XX-405
 PRODUCT NO: DFS-64P-D-XX-405



REV	DESCRIPTION	DATE
1		
2		
3		
4		
5		