

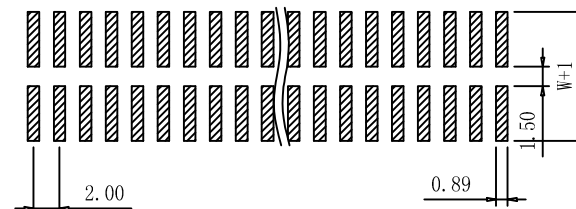
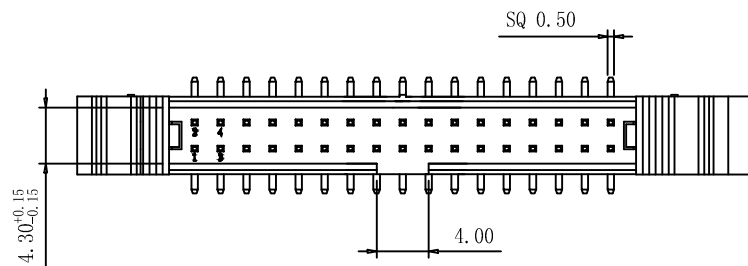
HSF



ROHS

# SPECIFICATION

Current Rating: 1.5Amp  
 Insulation Resistance: 1000MΩ min  
 Contact Resistance: 20MΩ max  
 Withstand Voltage: 500V AC/DC  
 Operating Temperature: -40°C to +105°C  
 Contact Material: Brass  
 Contact Plating: Au or Sn Over Ni  
 Insulator Material: PA6T+30%GF UL 94V-0




Recommended P.C.B Layout (Top Side)  
 (PCB BOARD TOLERANCE ±0.05)

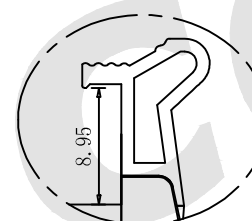
Ordering Code:

LHCM01 - X - X - X - X - X - X  
 ① ② ③ ④ ⑤ ⑥ ⑦

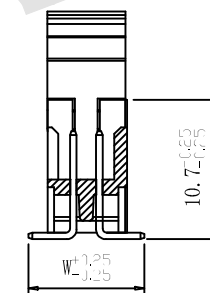
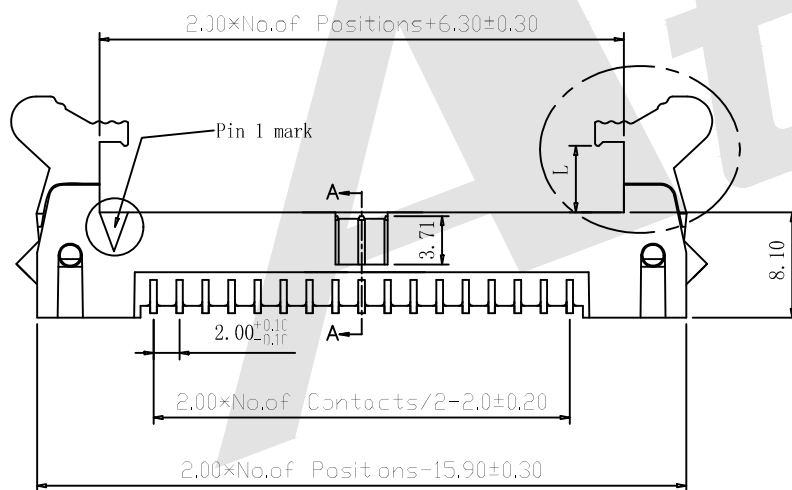
- ① Series No:
- ② No. of Contacts  
 8 10 14 16  
 20 24 26 30  
 34 40 44 50  
 60 64 68
- ③ Contact Plating:  
 G0: Gold flash S0: Selective  
 G1: 3u" Gold S1: Selective 3u"  
 G2: 5u" Gold S2: Selective 5u"  
 G3: 10u" Gold S3: Selective 10u"  
 G4: 15u" Gold S4: Selective 15u"  
 G5: 30u" Gold S5: Selective 30u"  
 SN: Tin
- ④ Color Insulator  
 B: Black  
 U: Blue  
 G: Gray
- ⑤ Insulator Material  
 A: PBT  
 B: PA6T  
 C: LCP  
 D: PA46  
 E: PA9T
- ⑥ Packing  
 A: Tray  
 B: Bag  
 T: Tube  
 U: Tube+CAP  
 R: Tape&Reel  
 W: Tape&Reel+CAP
- ⑦ A: Short Latch  
 B: Long Latch



Short Latch



Long Latch



SECTION A-A

Unless Otherwise specified tolerance  
 X. ±0.35 X.XX: ±0.20  
 X.X: ±0.25 X.XXX: ±0.15

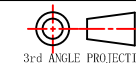
**Atkconn**® ATKCONN ELECTRONICS CO., LTD  
[Http://www.atkconn.com](http://www.atkconn.com)

SCALE: As Shown	UNIT: mm
DRAW ZLA	DATE 24/04/2022
CHECK BobYang	DATE 24/04/2022

TITLE:  
2.00mm Ejector Header SMT

DRAWING NO: LHCM01-XXXXXX

PRODUCT NO: LHCM01-XXXXXX



REV	DESCRIPTION	DATE
1		
2		
3		
4		
5		