

HSF



ROHS

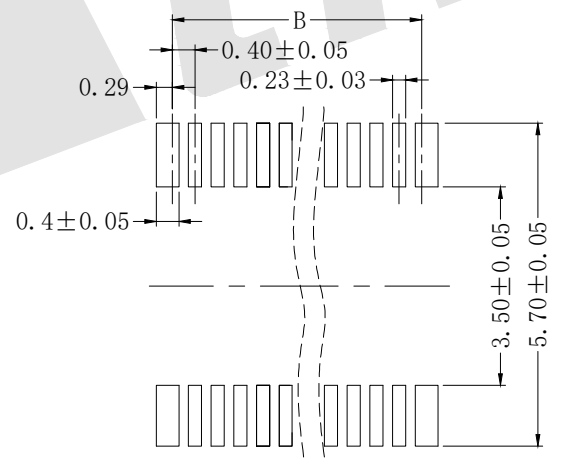
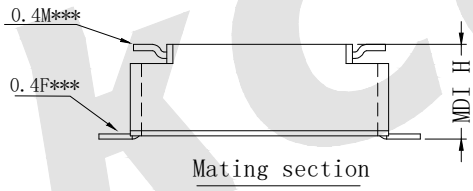
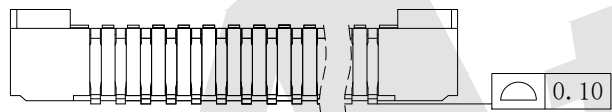
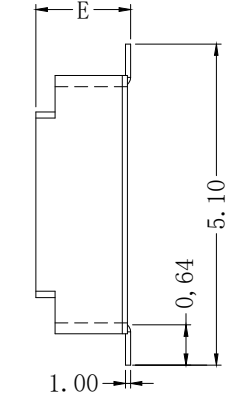
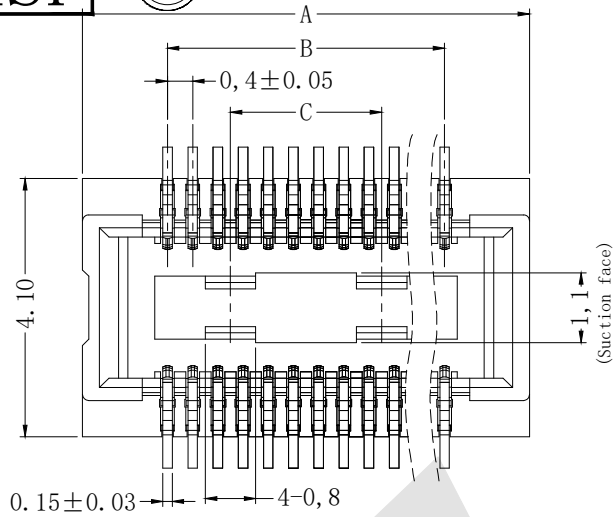


TABLE:

NUMBER OF CONTACTS	A	B	C	E
24	7.10	4.40	2.40	1.50 / 1.92
30	8.30	5.60	3.60	1.50 / 1.92
40	10.30	7.60	5.60	1.50
50	12.30	9.60	7.60	1.50
54	13.10	10.40	8.40	1.50
60	14.30	11.60	9.60	1.50
70	16.30	13.60	11.60	1.50

REV	DESCRIPTION	DATE

specifications

1. Material:

- 1-1. Molded portion: LCP resin (ul94-0)
- 1-2. Contact and post: copper alloy.

2. Surface treatment:

- 2-1. Terminal portion; base; Ni plating surface; Au plating (except the terminal tips); exposed nickel portions.
- 2-2. Metal clips: base; Ni plating surface; Au flash plating (except the terminal tips) or base; Ni plating surface; Sn flash plating (except the terminal tips)

3. Characteristics:

- 3-1. Rated voltage: 60V AC/DC
- 3-2. Rated current: 0.3A/contact (Max. 5A at total contact)
- 3-3. Insulation resistance: Min. 1000MΩ (initial)
- 3-4. Breakdown voltage: 150V AC for 1 min.
- 3-5. Saltwater spray resistance (header and socket mated: 24 hours, insulact resistance max. 90mΩ.
- 3-6. Contact resistance: Max. 90mΩ.
- 3-7. Ambient temperature: -55°C ~ +85°C.
- 3-8. Storage temperature: -55°C ~ +88°C (product only); -40°C ~ +50°C (emboss packing).
- 3-9. Composite insertion force: Max. 0.918N/contacts X contacts (initial).
- 3-10. Composite removal force: Min. 0.165N/contacts X contacts.
- 3-11. Post holding force: Min. 0.49N/contacts.
- 3-12. Insertion and removal life: 50 times.

Ordering Code:

BB0.4 - F - X - X - X - X - 04
 ① ② ③ ④ ⑤ ⑥ ⑦

- ① Series NO:
0.4mm Board to Board connector
- ② M: Male F: Female
- ③ mating Height:
H: 1.5=1.5mm
H: 2.0=2.0mm
- ④ NO. of contacts:
see table
For example
24: 24poles
- ⑤ Contact Plating
G0: Gold flash
G1: 3u" Gold
G2: 5u" Gold
G3: 10u" Gold
G4: 15u" Gold
G5: 30u" Gold
SN: Tin
- ⑥ Packing
T: Tube A: Tray
B: Bag U: Tube+CAP
R: tape&Reel
W: tape&Reel+CAP
- ⑦ serial number: 04

Unless Otherwise specified tolerance
 X. ±0.35 X.XX: ±0.20
 X.X: ±0.25 X.XXX: ±0.15

SCALE: As Shown UNIT: mm
 DRAW ZLA DATE 24/10/2022
 CHECK BobYang DATE 24/10/2022
 VER. A0
 3rd ANGLE PROJECTION

Atkconn® ATKCONN ELECTRONICS CO., LTD
[Http://www.atkconn.com](http://www.atkconn.com)

TITLE: 0.4mm Board to Board connector, Female, mating Height=1.5~2.0mm

DRAWING NO: BB0.4F-XXXX04
 PRODUCT NO: BB0.4F-XXXX04