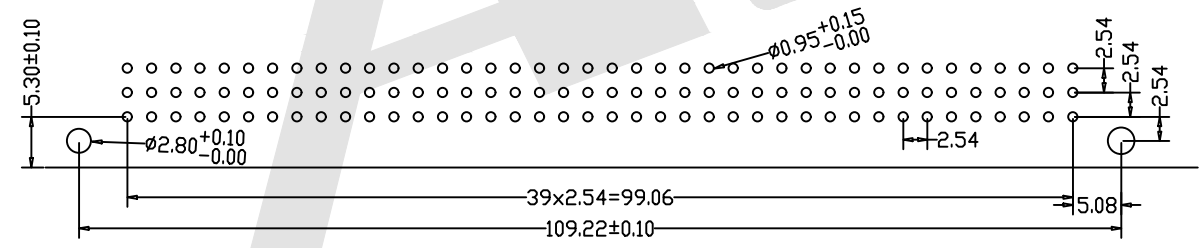
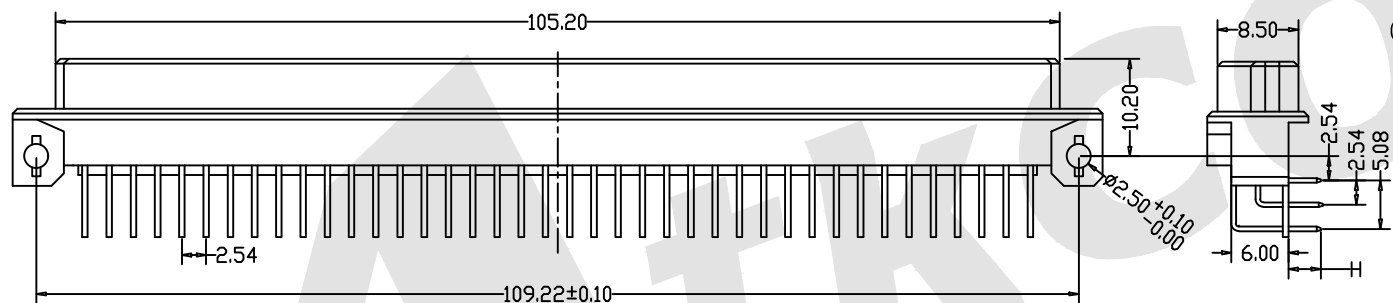
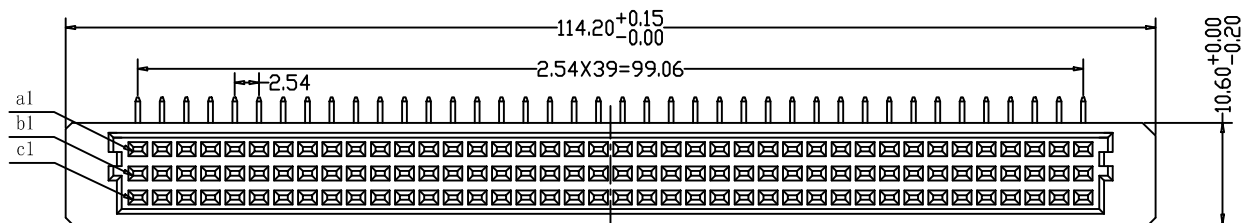


HSF



ROHS



Recommended P. C. B. Layout

SPECIFICATION

Current Rating: 2.0Amp  
 Insulation Resistance: 1000MΩ min.at DC 100V  
 Contact Resistance: 20mΩ max  
 Withstand Voltage: AC 1000V For 1 Minute  
 Operating Temperature: -55° C to +105° C  
 Contact Material: Brass  
 Contact Plating: Au or Sn Over Ni  
 Insulator Material: PBT+30%GF UL 94V-0  
 Insertion Force: 120 pin max.118N  
 Withdrawal Force: 0.15N min.per individual contact

Ordering Code:

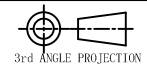
DFR - XX - X - X - X -308  
 ① ② ③ ④ ⑤ ⑥

- ① Series No:
- ② No. of Contacts  
120p 80p 60P 40P
- ③ Termination  
B:Right tail length H=3.0mm  
J:Right tail length H=7.0mm
- ④ Rows Loaded With Contacts  
A:Row a+b+c C:Row a+b  
D:Row a+c  
D1:Row a+b+c(2,4,6...)  
F:Row a+c(2,4,6...)  
F1:Row a
- ⑤ Contact Plating  
G0: Gold flash  
S0: Gold flash/Ni  
G1: 3u" Gold  
S1: 3u" Gold/Ni  
G2: 5u" Gold  
S2: 5u" Gold/Ni  
G3: 10u" Gold  
S3: 10u" Gold/Ni  
G4: 15u" Gold  
S4: 15u" Gold/Ni  
G5: 30u" Gold  
S5: 30u" Gold/Ni  
SN: Tin
- ⑥ Series number  
308

Code	Number Of Contacts	Contact Arrangement	Rows With Contacts	Pitch
A	120		a b c	2.54
C	80		a b	2.54
D	60		a c	2.54
D1	60		a b c	5.08
F	40		a c	5.08
F1	40		a	2.54

Unless Otherwise specified tolerance  
 X. ±0.35 X.XX: ±0.20  
 X.X: ±0.25 X.XXX: ±0.15

SCALE: As Shown UNIT: mm  
 DRAW ZLA DATE 24/04/2022  
 CHECK BobYang DATE 24/04/2022



**Atkconn**® ATKCONN ELECTRONICS CO., LTD  
[Http://www.atkconn.com](http://www.atkconn.com)

TITLE: DIN41612 Right Angle Female Extended (120 Positions) Type R Connectors

DRAWING NO: DFR-XX-XXX-308  
 PRODUCT NO: DFR-XX-XXX-308

REV	DESCRIPTION	DATE