



specifications

1. Material:

- 1-1. Molded portion: LCP resin (ul94-0)
- 1-2. Contact and post: copper alloy

2. Surface treatment:

- 2-1. Terminal portion; base; Ni plating surface; Au plating (except the terminal tips); exposed nickel portions.
- 2-2. Metal clips: base; Ni plating surface; Au flash plating (except the terminal tips) or base; Ni plating surface; Sn flash plating (except the terminal tips)

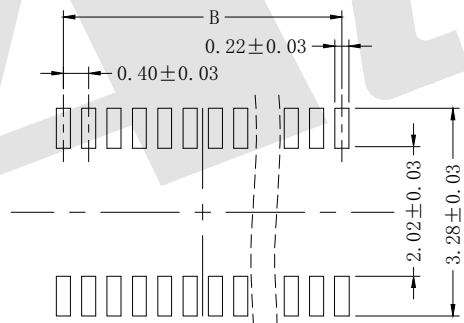
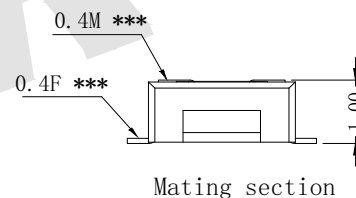
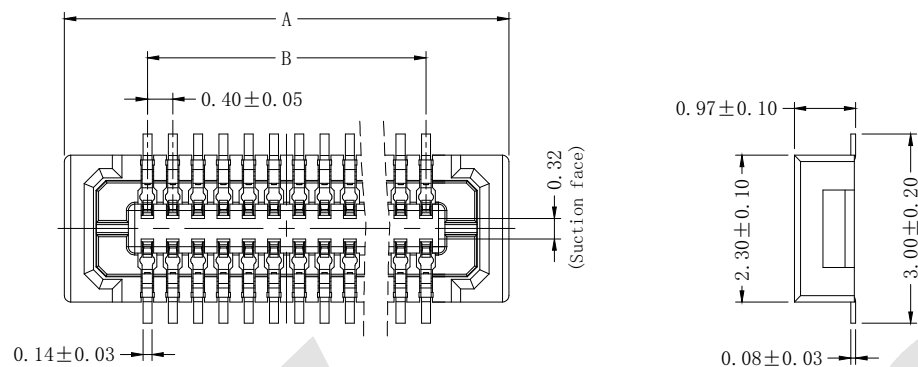
3. Characteristics:

- 3-1. Rated voltage: 60V AC/DC
- 3-2. Rated current: 0.3A/contact (Max. 5A at total contact)
- 3-3. Insulation resistance: Min. 1000MΩ (initial)
- 3-4. Breakdown voltage: 150V AC for 1 min.
- 3-5. Saltwater spray resistance (header and socket mated): 24 hours, insulation resistance max. 90MΩ.
- 3-6. Contact resistance: Max. 90mΩ.
- 3-7. Ambient temperature: -55°C ~ +85°C.
- 3-8. Storage temperature: -55°C ~ +88°C (product only); -40°C ~ +50°C (emboss packing).
- 3-9. Composite insertion force: Max. 0.918N/contacts X contacts (initial).
- 3-10. Composite removal force: Min. 0.165N/contacts X contacts.
- 3-11. Post holding force: Min. 0.49N/contacts.
- 3-12. Insertion and removal life: 50 times.

Ordering Code:

BB0.4 - F - 1.0 - X - X - X - 02  
 ① ② ③ ④ ⑤ ⑥ ⑦

- ① Series NO: 0.4mm Board to Board connector
- ② M: Male F: Female
- ③ mating Height: 1.0=1.00mm
- ④ NO. of contacts: see table For example 24: 24poles
- ⑤ Contact Plating: G0: Gold flash G1: 3u" Gold G2: 5u" Gold G3: 10u" Gold G4: 15u" Gold G5: 30u" Gold SN: Tin
- ⑥ Packing: T: Tube A: Tray B: Bag U: Tube+CAP R: tape&Reel W: tape&Reel+CAP
- ⑦ serial number: 02



RECOMMENDED PCB LAYOUT

Table

40	10.22	7.60
30	8.22	5.60
24	7.02	4.40
10	5.82	1.60
Number Of Contacts	A	B

Unless Otherwise specified tolerance  
 X. XX: ±0.20  
 X. X: ±0.25 X. XXX: ±0.15  
 X. ±0.35

SCALE: As Shown	UNIT: mm
DRAW ZLA	DATE 24/10/2022
CHECK BobYang	DATE 24/10/2022
VER. A0	3rd ANGLE PROJECTION

**Atkconn**® ATKCONN ELECTRONICS CO., LTD  
[Http://www.atkconn.com](http://www.atkconn.com)

TITLE:  
0.4mm Board to Board connector,  
Female, mating Height=1.00mm

DRAWING NO: BB0.4F-1.0XXX02

PRODUCT NO: BB0.4F-1.0XXX02

REV	DESCRIPTION	DATE
-----	-------------	------

1	2	3	4	5	6	7	8
---	---	---	---	---	---	---	---