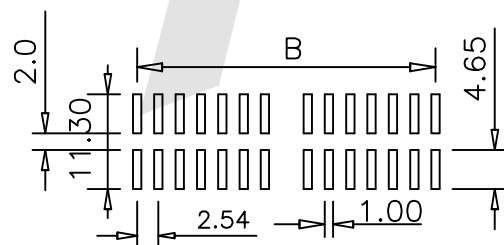
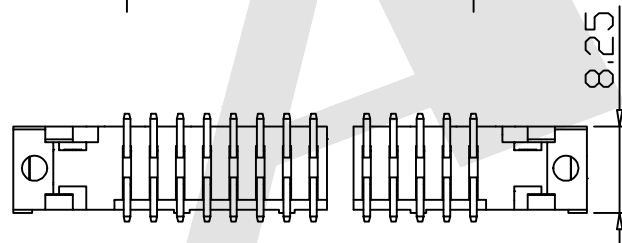
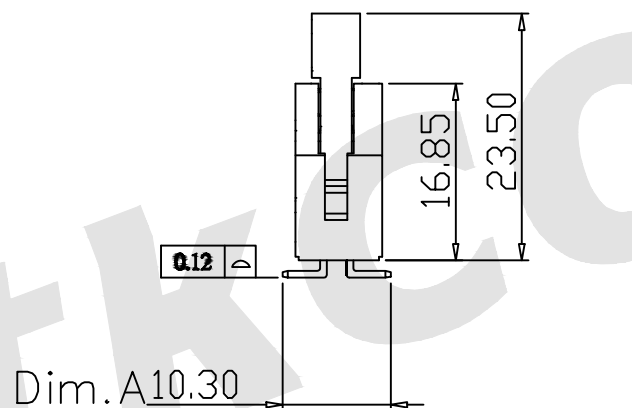
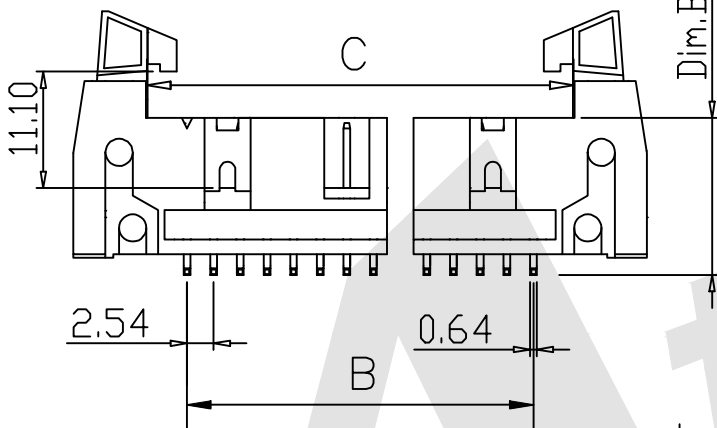
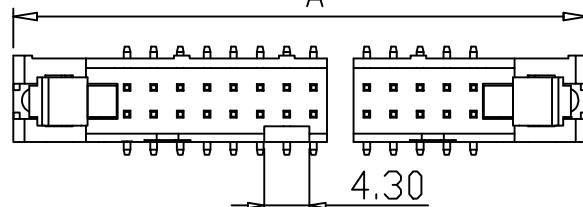


HSF



ROHS

A



Recommended P.C.B Layout (Top Side)

CONTACTS	10 pin	12 pin	14 pin	16 pin	20 pin	24 pin
A	31.90	34.60	36.98	39.52	44.60	49.68
B	10.16	12.70	15.24	17.78	22.86	27.94
C	18.00	20.54	23.08	25.62	30.70	35.78
CONTACTS	26 pin	30 pin	34 pin	40 pin	50 pin	
A	52.15	57.40	62.38	70.00	82.70	
B	30.48	35.56	40.64	48.26	60.96	
C	38.32	43.40	48.48	56.10	68.80	

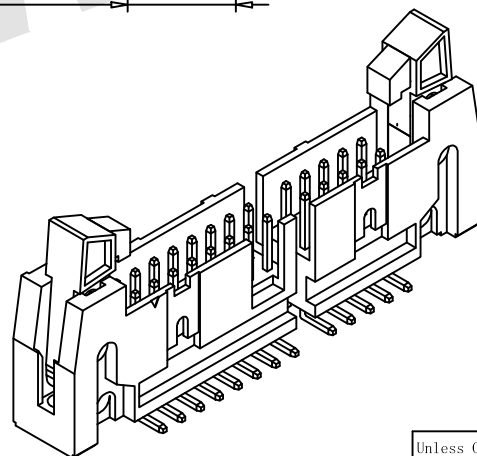
SPECIFICATION

Current Rating: 3.0Amp
 Voltage Rating: 350V
 Insulation Resistance: 1000MΩ min
 Contact Resistance: 20MΩ max
 Withstand Voltage: 1000V AC/DC
 Operating Temperature: -40° C to +105° C
 Contact Material: Brass
 Contact Plating: Au or Sn Over Ni
 Latch Material: Zinc Alloy
 Latch plating: Ni
 Insulator Material: PA6T+30%GF UL 94V-0

Ordering Code:

LHDM03 - X - X - X - X - X
 ① ② ③ ④ ⑤ ⑥

- ① Series No:
- ② No. of Contacts
06 08 10 12
14 16 18 20
24 26 30 34
40 50 60 64
- ③ Contact Plating:
G0:Gold flash S0:Selective
G1:3U" Gold S1:Selective 3u"
G2:5u" Gold S2:Selective 5u"
G3:10u" Gold S3:Selective 10u"
G4:15u" Gold S4:Selective 15u"
G5:30u" Gold S5:Selective 30u"
SN:Tin
- ④ Color Insulator
B:Black
U:Blue
G:Grey
- ⑤ Insulator Material
A:PBT
B:PA6T
C:LCP
D:PA46
E:PA9T
- ⑥ Packing
A:Tray
B:Bag
T:Tube
U:Tube+CAP
R:Tape&Reel
W:Tape&Reel+CAP



Unless Otherwise specified tolerance
 X. ±0.35 X.XX: ±0.20
 X.X: ±0.25 X.XXX: ±0.15

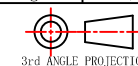
Atkconn® ATKCONN ELECTRONICS CO., LTD
 Http://www.atkconn.com

SCALE: As Shown UNIT: mm
 DRAW ZLA DATE 24/04/2022
 CHECK BobYang DATE 24/04/2022

TITLE:
2.54mm Ejector Header SMT With Special Short Latch

DRAWING NO: LHDM03-XXXXX

PRODUCT NO: LHDM03-XXXXX



REV	DESCRIPTION	DATE