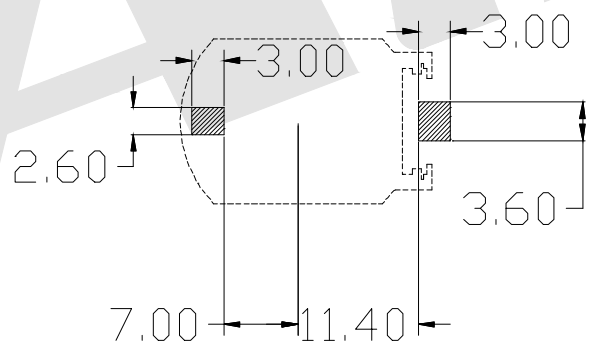
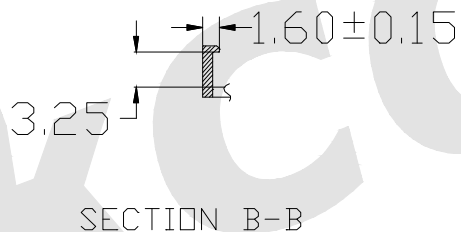
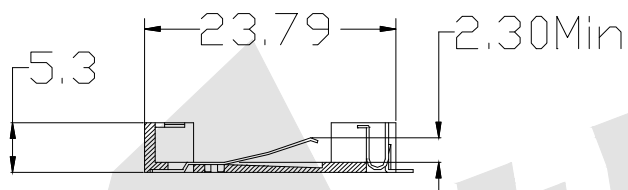
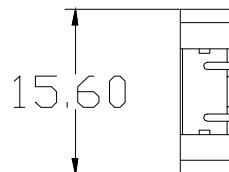
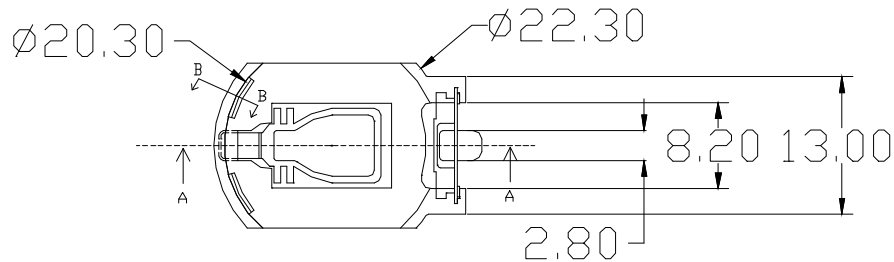


HSF



PCB BOARD LAYOUT

NOTE:

- 1, Material:
  - a. Housing:LCP
  - b. Contact:C5191  
(Surface Plating: Au )  
See Ordering Information
- 2, Electric:
  - a. Contact Resistance:30 Milliohms Max
  - b. Insulation Resistance:1000 MEGA OHMS Min
  - c. Dielectric Voltage:500V AC One Sea Level
  - d. Operating Temperature: -55° To 105°

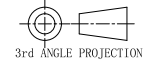
Order code:

BT — M — G0 — R — CR20320  
 ① — ② — ③ — ④ — ⑤

- ① BT: Coin Cell Holders
- ② Apperance for the product
- M: SMT TYPE
- S: 180 TYPE
- R: 90 TYPE
- ③ Contact Plating  
SN: Tin  
G0: Gold flash  
G1: 3U" Gold  
G2: 5U" Gold  
G3: 10U" Gold  
G4: 15U" Gold  
G5: 30U" Gold
- ④ Packing method  
A: Tray packing  
R: Tape & reel packing
- ⑤ Product number  
CR20320

Unless Otherwise specified tolerance  
 X. ±0.35 X.XX: ±0.20  
 X.X.X: ±0.25 X.XXX: ±0.15

SCALE: As Shown	UNIT: mm
DRAW ZLA	DATE 21/07/2022
CHECK BobYang	DATE 21/07/2022



**Atkconn**® ATKCONN ELECTRONICS CO., LTD  
[Http://www.atkconn.com](http://www.atkconn.com)

TITLE: Coin Cell Holders For CR2032

DRAWING NO: BT-M-G0-R-CR20320

PRODUCT NO: BT-M-G0-R-CR20320

REV	DESCRIPTION	DATE
1		
2		
3		
4		
5		