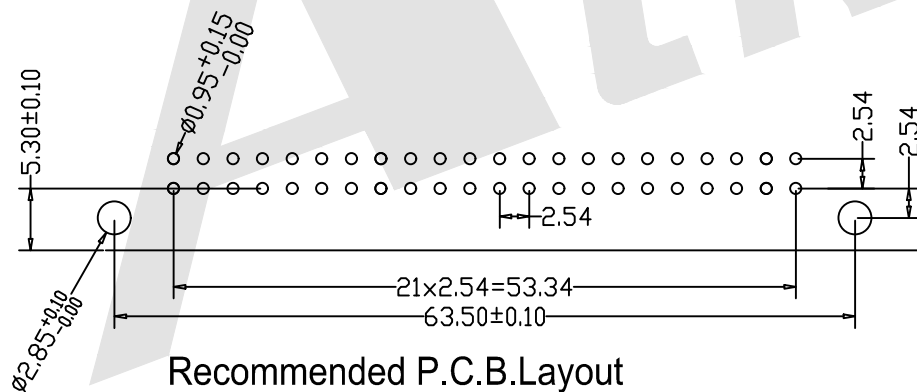
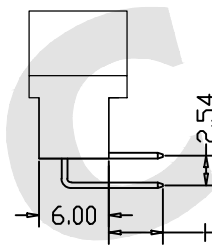
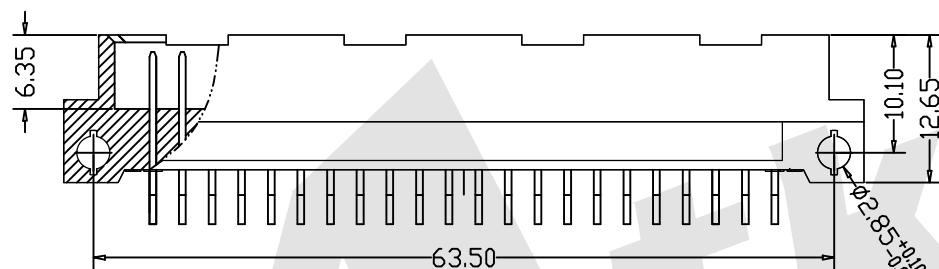
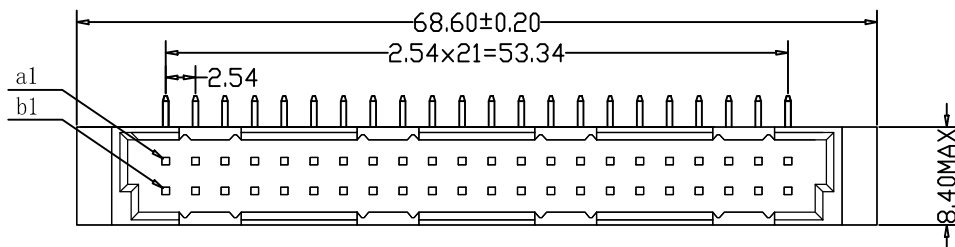


HSF



ROHS



Recommended P.C.B. Layout

SPECIFICATION

Current Rating: 2.0Amp  
 Insulation Resistance: 100000MΩ min.at DC 100V  
 Contact Resistance: 20MΩ max  
 Withstand Voltage: AC 1000V For 1 Minute  
 Operating Temperature: -55° C to +105° C  
 Contact Material: Brass  
 Contact Plating: Au or Sn Over Ni  
 Insulator Material: PBT+30%GF UL 94V-0  
 Insertion Force: 44 pin max.42N  
 Withdrawal Force: 0.15N min.per individual contact

Ordering Code:

DMR - XX - X - X - X -244

① ② ③ ④ ⑤ ⑥

- ① Series No:
- ② No. of Contacts  
44p 22P
- ③ Termination  
B: Right tail length H=3.0mm  
F: Right tail length H=4.4mm  
M: Right tail length H=13.0mm
- ④ Rows Loaded With Contacts  
A: Row a+b C: Row a  
C1: Row a+b(2, 4, 6...)
- ⑤ Contact Plating  
G0: Gold flash  
S0: Gold flash/Ni  
G1: 3u" Gold  
S1: 3u" Gold/Ni  
G2: 5u" Gold  
S2: 5u" Gold/Ni  
G3: 10u" Gold  
S3: 10u" Gold/Ni  
G4: 15u" Gold  
S4: 15u" Gold/Ni  
G5: 30u" Gold  
S5: 30u" Gold/Ni  
SN: Tin
- ⑥ Series number  
244

Code	Number Of Contacts	Contact Arrangement	Rows With Contacts	Pitch
A	44	a b	a b	2.54
C	22	a b	a-	2.54
C1	22	a b	a b	5.08

Unless Otherwise specified tolerance  
 X. ±0.35 X.XX: ±0.20  
 X.X: ±0.25 X.XXX: ±0.15

SCALE: As Shown UNIT: mm  
 DRAW ZLA DATE 24/04/2022  
 CHECK BobYang DATE 24/04/2022



**Atkconn**® ATKCONN ELECTRONICS CO.,LTD  
[Http://www.atkconn.com](http://www.atkconn.com)

TITLE: DIN 41612 Right Angle Plug Type Half B  
 Connectors 44 Positions

DRAWING NO: DMR-XX-XXX-244

PRODUCT NO: DMR-XX-XXX-244

REV	DESCRIPTION	DATE