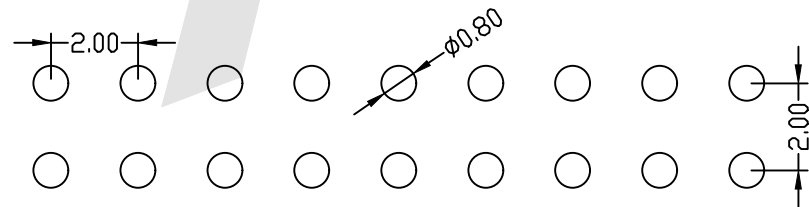
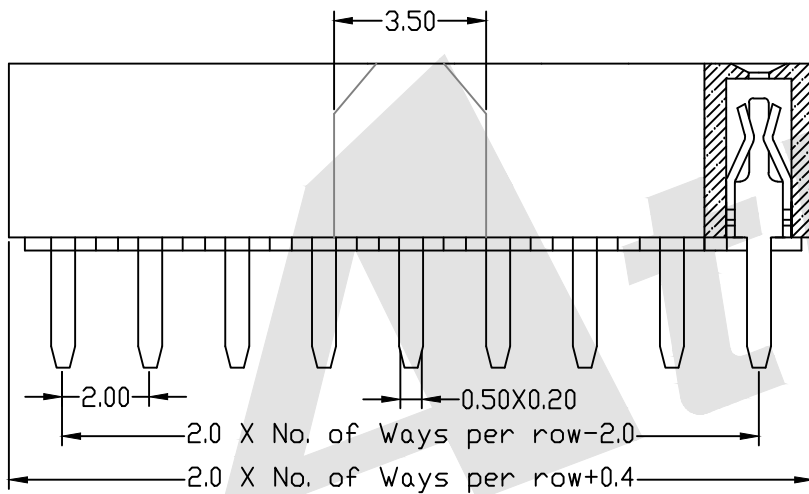
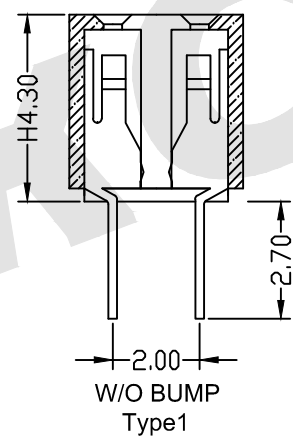
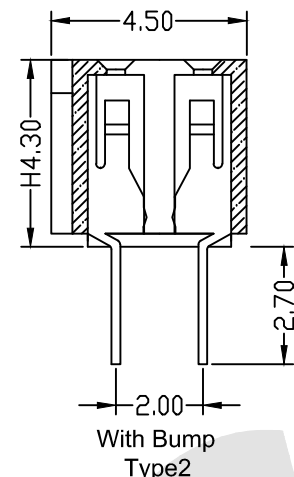
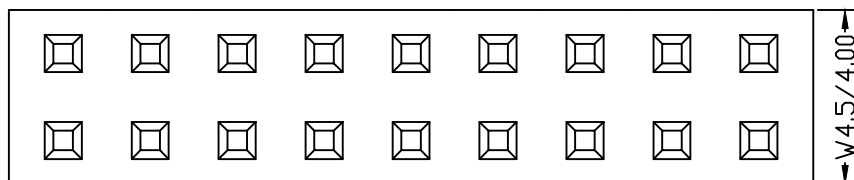


HSF



ROHS



PCB LAYOUT

SPECIFICATION

Current Rating: 1.5Amp
 Insulation Resistance: 1000M ohms min
 Contact Resistance: 20M ohms max
 Dielectric Withstanding: AC500V
 Operating Temperature: -65°C to +125°C
 Contact Material: Brass
 Insulator Material: PA6T UL 94V-0 Black

Ordering Code:

FHDS07 - X - X - D - X - X - X - X
 ① ② ③ ④ ⑤ ⑥ ⑦ ⑧

- ① Series No:
- ② No. of Contacts
02 To 80
- ③ Contact Plating:
G0:Gold flash S0:Selective
G1:3u" Gold S1:Selective 3u"
G2:5u" Gold S2:Selective 5u"
G3:10u" Gold S3:Selective 10u"
G4:15u" Gold S4:Selective 15u"
G5:30u" Gold S5:Selective 30u"
SN:Tin
- ④ Connector Type
D: Dual
- ⑤ Plastic High:
H:4.3
Please mark the desired length in the H
- ⑥ Insulator Material
B:PA6T
C:LCP
D:PA46
E:PA9T
- ⑦ Packing
A:Tray
B:Bag
T:Tube
U:Tube+CAP
R:Tape&Reel
W:Tape&Reel+CAP
- ⑧ Option
A:Type1
B:Type2
⑧ plastic wide:
A:width=4.5mm
B:width=4.0mm

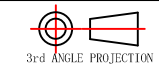
Unless Otherwise specified tolerance
 X. ±0.35 X.XX: ±0.20
 X.X: ±0.25 X.XXX: ±0.15

SCALE: As Shown	UNIT: mm
DRAW ZLA	DATE 24/04/2022
CHECK BobYang	DATE 24/04/2022

Atkconn® ATKCONN ELECTRONICS CO., LTD
[Http://www.atkconn.com](http://www.atkconn.com)

TITLE:
2.00mm Female Header Dual Row Straight Type

DRAWING NO: FHDS07-XXDXXXX
 PRODUCT NO: FHDS07-XXDXXXX



REV	DESCRIPTION	DATE