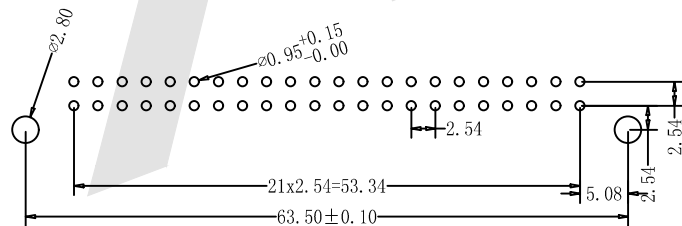
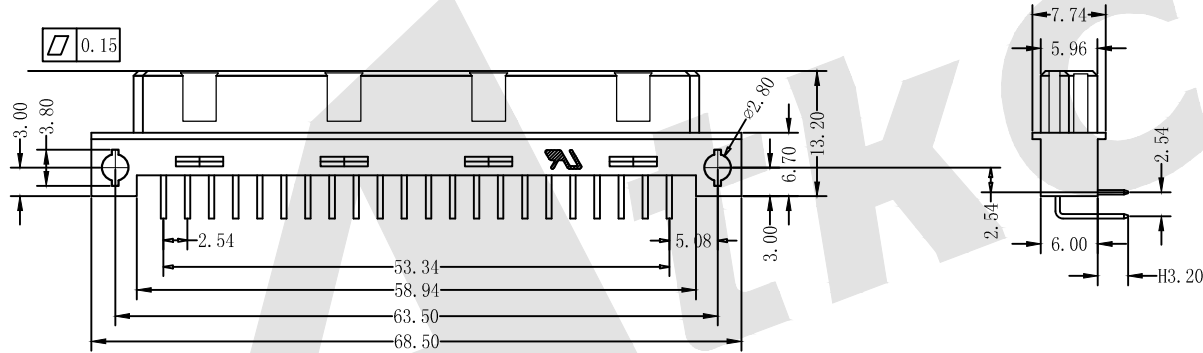
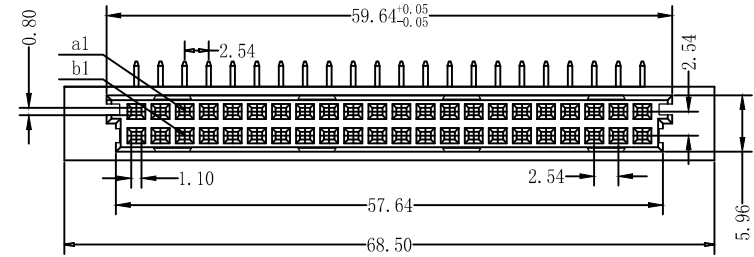


HSF



ROHS



Recommended P. C. B. Layout

Code	Number Of Contacts	Contact Arrangement	Rows With Contacts	Pitch
A	22		a	2.54
A1	22		a b	5.08
C	44		a b	2.54

SPECIFICATION

Current Rating: 2.0Amp
 Insulation Resistance: 1000MΩ min.at DC 100V
 Contact Resistance: 20mΩ max
 Withstand Voltage: AC 1000V For 1 Minute
 Operating Temperature: -55° C to +105° C
 Contact Material: Brass
 Contact Plating: Au or Sn Over Ni
 Insulator Material: PBT+30%GF UL 94V-0
 Insertion Force: 64 pin max.60N
 Withdrawal Force: 0.15N min.per individual contact

Ordering Code:

DFR - XX - X - X - X - 207
 ① ② ③ ④ ⑤ ⑥

- ① Series No:
- ② No. of Contacts
44P 22p
- ③ Termination
B:Right tail length H=3.2mm
- ④ Rows Loaded With Contacts
A:Row a C:Row a+b
A1:Row a(2, 4, 6...)
C1:Row a+b(2, 4, 6...)
- ⑤ Contact Plating
G0: Gold flash
S0: Gold flash/Ni
G1: 3u" Gold
S1: 3u" Gold/Ni
G2: 5u" Gold
S2: 5u" Gold/Ni
G3: 10u" Gold
S3: 10u" Gold/Ni
G4: 15u" Gold
S4: 15u" Gold/Ni
G5: 30u" Gold
S5: 30u" Gold/Ni
SN: Tin
- ⑥ Series number
207

Unless Otherwise specified tolerance
 X. ±0.35 X.XX: ±0.20
 X.X: ±0.25 X.XXX: ±0.15

SCALE: As Shown UNIT: mm
 DRAW ZLA DATE 24/04/2022
 CHECK BobYang DATE 24/04/2022



Atkconn® ATKCONN ELECTRONICS CO., LTD
[Http://www.atkconn.com](http://www.atkconn.com)

TITLE: Right Angle Female Type Q
 Connectors-Inversed 44 Positions

DRAWING NO: DFR-XX-XXX-207

PRODUCT NO: DFR-XX-XXX-207

REV	DESCRIPTION	DATE