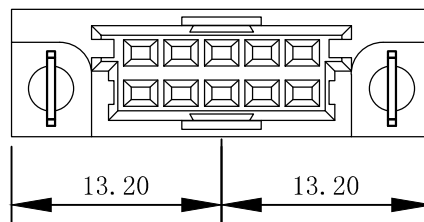


HSF

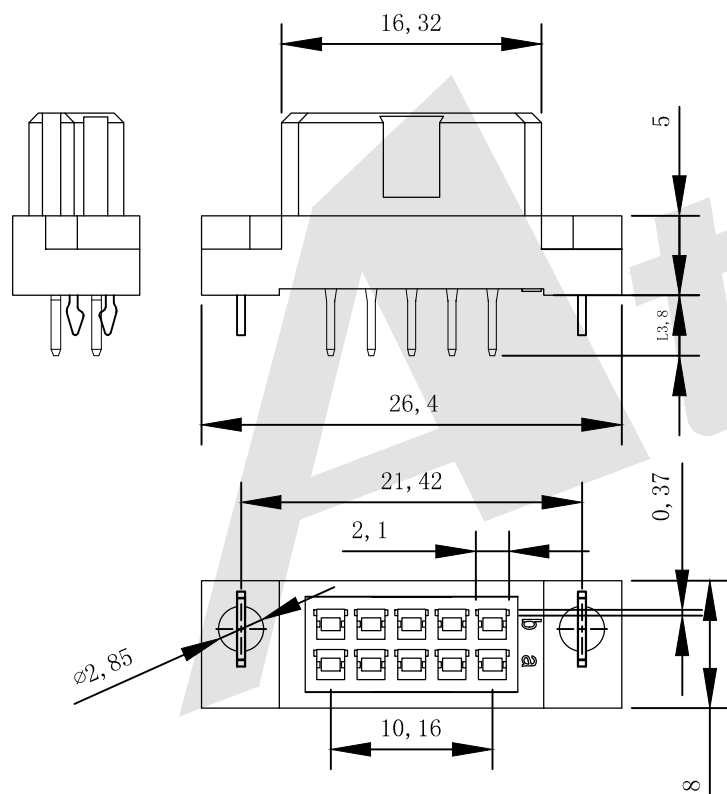


ROHS

⑦



L	Dip Length
A	2.5
B	4.0
C	13.0
D	15.0
E	17.0
F	19.4



Pitch	Position	Rows with Contacts	Contact Arrange
2.54	10	a b	
	5	- b	

SPECIFICATION

Current Rating: 2.0Amp
 Insulation Resistance: 1000Ω min.at DC 100V
 Contact Resistance: 20mΩ max
 Withstand Voltage: AC 1000V For 1 Minute
 Operating Temperature: -55° C to +105° C
 Contact Material: Brass
 Contact Plating: Au or Sn Over Ni
 Insulator Material: PBT+30%GF UL 94V-0
 Insertion Force: 64 pin max.60N
 Withdrawal Force: 0.15N min.per individual contact

Ordering Code:

DFS - X - X - X - X - 210 - L
 ① ② ③ ④ ⑤ ⑥ ⑦

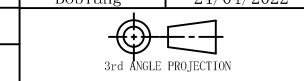
- ① Series No:
- ② No. of Contacts
5p 10p
- ③ DIP LENGTH
A:2.5MM
B:4.0MM
C:13.0MM
D:15.0MM
E:17.0MM
F:19.4MM
- ④ Rows Loaded With Contacts
A:Row a+b B:Row - b
- ⑤ Contact Plating
G0: Gold flash
S0: Gold flash/Ni
G1: 3u" Gold
S1: 3u" Gold/Ni
G2: 5u" Gold
S2: 5u" Gold/Ni
G3: 10u" Gold
S3: 10u" Gold/Ni
G4: 15u" Gold
S4: 15u" Gold/Ni
G5: 30u" Gold
S5: 30u" Gold/Ni
SN: Tin
- ⑥ Series number
210
- ⑦ Blank:W/O Lock
L:With Lock

Unless Otherwise specified tolerance
 X. ±0.35 X.XX: ±0.20
 X.X: ±0.25 X.XXX: ±0.15

Atkconn® ATKCONN ELECTRONICS CO., LTD
[Http://www.atkconn.com](http://www.atkconn.com)

SCALE: As Shown UNIT: mm
 DRAW: ZLA DATE: 24/04/2022
 CHECK: BobYang DATE: 24/04/2022

TITLE: DIN 41612 Vertical Female Type B Connectors 10 Positions



DRAWING NO: DFS-XXXX-210-L
 PRODUCT NO: DFS-XXXX-210-L

REV	DESCRIPTION	DATE