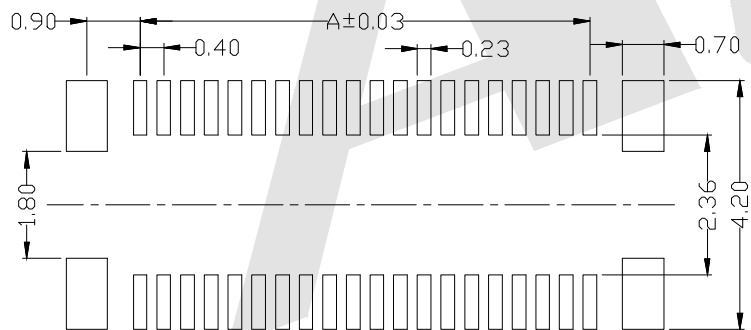
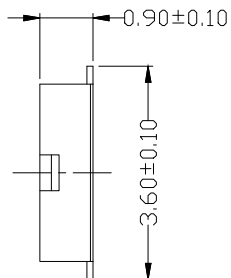
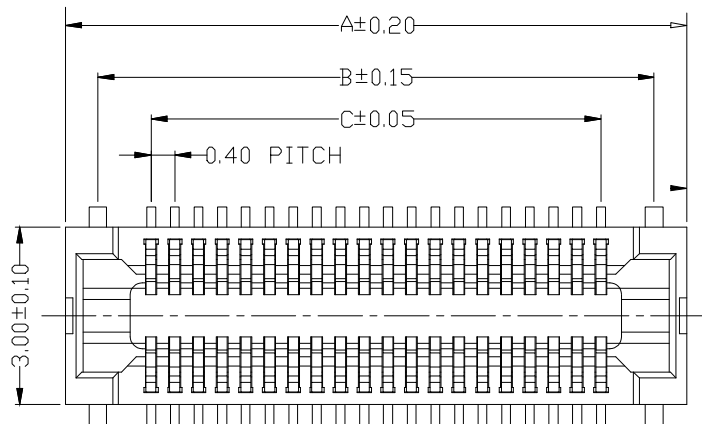


**HSF**



**ROHS**



RECOMMENDED PCB LAYOUT  
CONNECTOR SIDE

PIN NO.	A	B	C
10	4.50	3.40	1.60
20	6.50	5.40	3.60
24	7.30	6.20	4.40
26	7.70	6.60	4.80
30	8.50	7.40	5.60
34	9.30	8.20	6.40
40	10.50	9.40	7.60
44	11.30	10.20	8.40
50	12.50	11.40	9.60
54	13.30	12.20	10.40
60	14.50	13.40	11.60
70	16.50	15.40	13.60
80	18.50	17.40	15.60

**SPECIFICATIONS:**

Current Rating:0.5A  
 Voltage Rating:50V AC/DC  
 Withstanding voltage:150V AC Ong minute  
 Contact Resistance:50milliohm Max  
 Insulation Resistance:100Megohm Min  
 Operation Temperature:-20°C to +105°C

Insulator:LCP (UL94V-0) Black  
 Contact Material:Phosphor Btonze  
 Contact plating:Au or Sn over Ni

**Ordering Code:**

BB0.4 - F - 1.0 - X - X - X - X  
 ① ② ③ ④ ⑤ ⑥ ⑦

- ① Series NO:  
0.4mm Board to Board connector
- ② M:Male F:Female
- ③ mating Height:  
1.0=1.0mm
- ④ NO. of contacts:  
see table  
For example  
10:10poles
- ⑤ Contact Plating  
G0: Gold flash  
G1: 3u" Gold  
G2: 5u" Gold  
G3: 10u" Gold  
G4: 15u" Gold  
G5: 30u" Gold  
SN: Tin
- ⑥ Packing  
T:Tube A:Tray  
B:Bag U:Tube+CAP  
R:tape&Reel  
W:tape&Reel+CAP
- ⑦ serial number:  
01

Unless Otherwise specified tolerance  
 X. ±0.35 X.XX: ±0.20  
 X.X: ±0.25 X.XXX: ±0.15

SCALE: As Shown	UNIT: mm
DRAW ZLA	DATE 24/10/2022
CHECK BobYang	DATE 24/10/2022
VER. A0	

**Atkconn**® ATKCONN ELECTRONICS CO., LTD  
[Http://www.atkconn.com](http://www.atkconn.com)

TITLE: 0.4mm Board to Board connector,  
Female , mating Height=1.0mm

DRAWING NO: BB0.4F-1.0XXX01  
 PRODUCT NO: BB0.4F-1.0XXX01

REV	DESCRIPTION	DATE
1		
2		
3		
4		
5		