

南京全宁电器有限公司
Nanjing QuanNing Electric Co.,Ltd

江苏省南京市江宁区东山科创园润麒路 68 号

TEL: (025) 52628081

FAX: (025) 52628051

E-MAIL: nmlppssooss@163.com

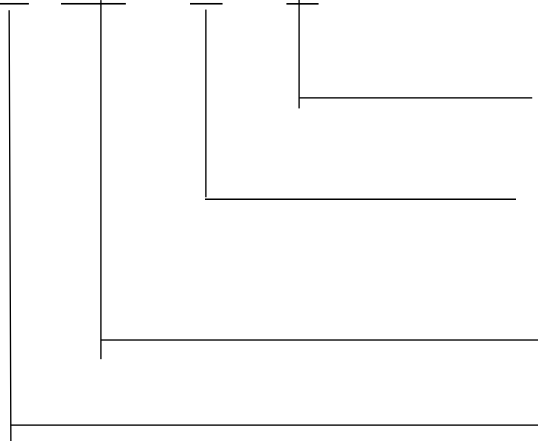
CUSTOMER		MODEL NO	QNE400A-G1-24
----------	--	----------	---------------

产品外形图



ORDER DESIGNATION (订货标记)

QNE 400A - G1 - □



线圈电压

rating voltage

结构形式: G 表示环氧密封; T 表示陶瓷密封
1 表示有 PWM 驱动; 2 表示有保持线圈

Structure form: G indicates Epoxy seal; T indicates
Ceramic seal, 1 indicates with PWM drive, 2 indicates
with holding coil

负载电流: 直接表示负载电流大小和单位
Rated operating current

接触器型号 Contactor ts

南京全宁电器有限公司
NanJing QuanNing Electric Co., Ltd.

江苏省南京市江宁区东山科创园润麒路 68 号

QNE400A 高压直流接触器
QNE400A high voltage DC contactor

1、产品应用范围

QNE400A 高压直流接触器用于包括电动汽车辅助电气切换控制、预充电控制、电动汽车、快速充电桩、电池切换和电动摩托车高压直流电压开关控制、电路保护及安全控制等。

QNE400A high voltage DC contactor is used for auxiliary electrical switching control of electric vehicle, precharge control, electric vehicle, fast charging pile, battery switching and high voltage DC voltage switching control of electric motorcycle, circuit protection and safety control, etc.

2、特点:

●带电能力 400A 以上，在 320VDC 下可切断 2000A 电流，体积小，重量轻；

400A+ charging capacity, can rupture 2000A current at 320VDC; Small size, light weight.

●开关部分和驱动部分是充气的、密封性的，使得其可以切断高容量负载；

The switch part and the driving part are inflated and sealed to cut off the high-capacity load.

●全密封结构，安全性高；用于易爆或有害 在使用环境中，其线圈和触点不氧化，即使长时间不工作也是如此；

Fully sealed structure, high safety; Non-oxidation coils and contacts can be used in explosive or harmful environments, even for a long time;

●产品设计符合标准：IEC60947-4， GB14048.4；

Product standard: IEC60947-4, GB14048.4

●产品通过的认证：CE 认证。

Certification: CE

3、产品技术参数Specification:
●触点参数:

产品型号 (见型号说明)		QNE400A-G1-24
主触点 contact	额定绝缘电压 Rated Insulation Voltage Ui (V)	1200
	额定工作电压 rating voltage Ue (V DC)	≤900
	约定发热电流 Conventional thermal current Ith (A)	400
	额定工作电流 Rated operating current Ie (DC-1 A)	400
	接触电阻 resistance	≤2mΩ (12VDC/10A)
	最大切换电压 MAX Voltage switching	1200VDC
	最大切换电流 MAX Current switching	2000A/320V
	过载切断 Overload cut-off	320VDC 下 2000A, 1 次 320VDC 2000A Once
	峰值电流冲击Peak surge current	4000A/500 次
	触点形式contact form	一组桥式常开 Bridge 1NO

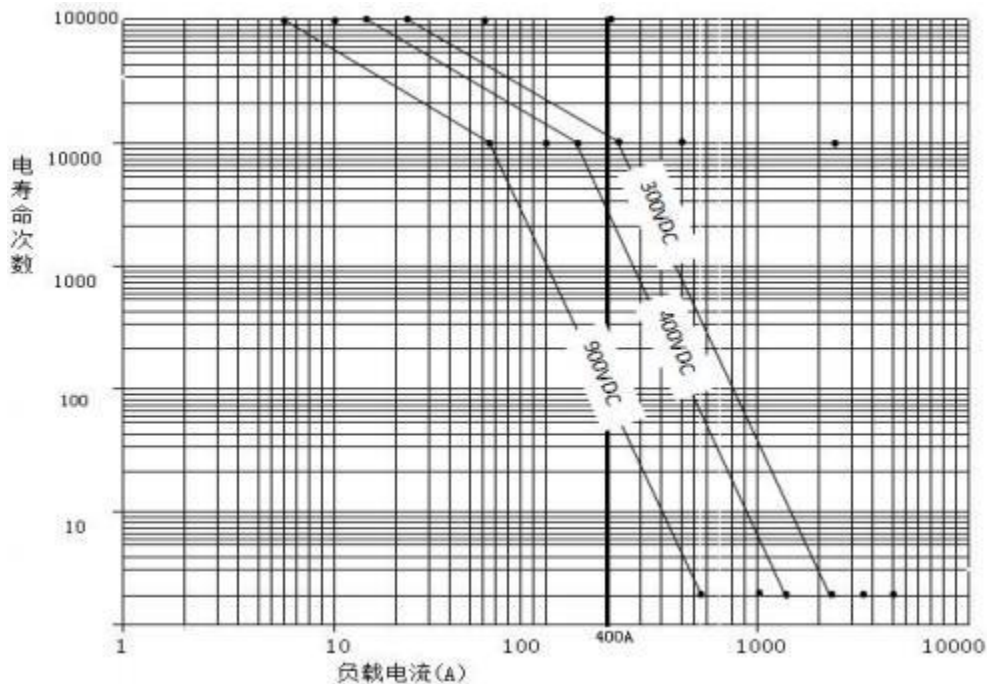
● 性能参数:

绝缘电阻		≥100MΩ /500VDC
介质耐压Initial Dielectric Strength	线圈与触点间 Between Contacts and Coil	2500VAC/min
	断开触点间 Between The Open Contacts	
电气寿命 (阻性负载) Electrical endurance(Resistive load)		1×10 ⁴ 次 (400V, 400A)
机械寿命Mechanical endurance		20×10 ⁴ 次
动作时间active time		≤20ms (包括触点弹跳时间)
释放时间Release Time		≤12ms
冲击impulse		11ms, 1/2 正弦波sine, 峰值peak value, 196 m/s ²
振动Vibration		正弦波sine, 10~2000Hz, 峰值peak value, 196 m/s ²
使用环境温度Ambient Temperature		-40~85℃
使用环境湿度Ambient Humidity		5%~85%RH
端子形式Wiring Terminal form		螺纹连接型Thread connection type
封装形式encapsulation form		充气密封型Inflatable seal type
重量weight		~ 500g

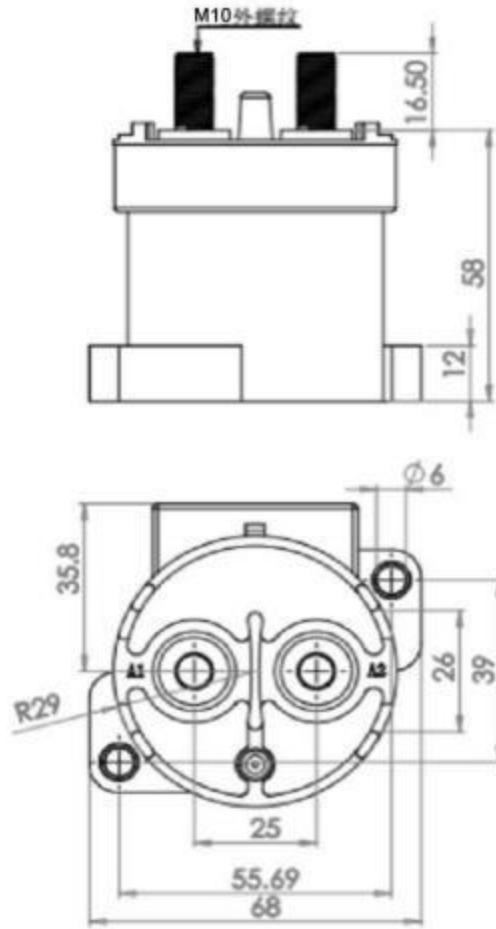
● 线圈工作电压 (适用于整个温度范围) :

标准电压Standard voltage	12VDC	24VDC	48VDC
工作电压working voltage	9.6~13.2VDC	19.2~26.4VDC	38.4~52.8VDC
最大电压MAX voltage	15VDC	30VDC	60VDC
最小吸合电压MIN pull voltage	9.6VDC	19.2VDC	38.4VDC

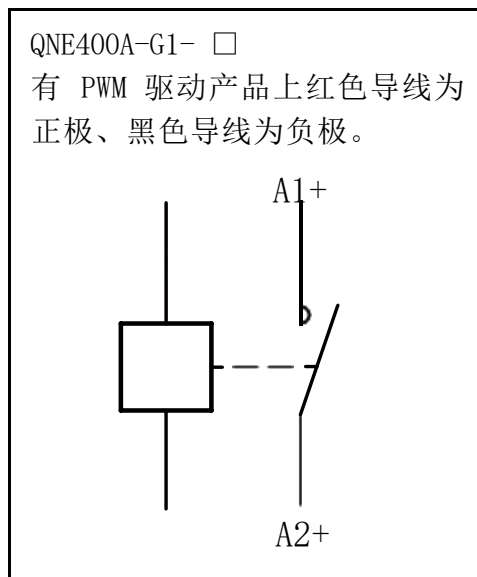
4、电性能寿命曲线图:



5、外形及尺寸：



6、接线图：



7、应用注意事项：

- 不要在接触器通电状态下，触摸负载接线端子，谨防触电危险；

Do not touch the relay terminal when it is energized or in danger of electric shock

- 当对控制回路及非金属材料做耐压测试时，应断开负载电压；

Disconnect the load voltage when the voltage withstand test is conducted on the control circuit and non-metallic materials

- 避免将产品安装在强磁场的地方（变压器或磁铁），或靠近热辐射的物体；

Avoid installing the product in places with strong magnetic fields (transformers or magnets) or near objects with heat radiation

- 不要将杂物和油污沾到主引出端子，且外引线端子与主引出端子可靠接触，否则会造成端子发热很厉害，导致连接电缆皮熔化；

Do not stick sundries and oil stains on the main outgoing terminal, and the external lead terminal shall be in reliable contact with the main outgoing terminal, otherwise the terminal will be heated seriously and the connecting cable will melt

- 在进行动作电压测试时，不要使电压缓慢上升，请通过阶段跃进式供电方式对线圈驱动；

Please drive the coil through step power supply instead of making the voltage rise slowly during the action voltage test

- 接触器各部位螺钉拧紧力矩控制在规定的范围。负载安装部位的螺母拧紧力矩为 7N.m；接触器安装部位螺柱扭力 8-9N.m；

Install within the specified range. The tightening torque of the screws at the load installation position is 7N.m · m; The tightening torque of the screws at the installation position of the contactor is 8-9N.m

- 在接触器意外跌落并受到冲击的情况下，原则上请不要继续使用；

Do not use the relay in case of accidental drop and impact.

- 接触器寿命终点，即绝缘仪直流 500V 时引出负载端之间绝缘强度低至 50 兆欧。

The end point of contactor life, that is, when the DC of the insulator is 500V, the insulation strength between the outgoing load ends decline to 50mΩ

- 备注：连续带电流 400A 输出，引线采用 300mm² X2 导线。（电流 400A 控制导线温度 85℃）导线可以跟厂商咨询

Notes:continuous output with current of 400A and lead of 300mm² X2 wire. (the temperature of control wire at 400A current is 85℃) Contact us if you want more details.