

Taizhou Tentcool Electrical Appliance Co.,Ltd.
Taizhou Tentcool Trade Co.,Ltd.

Tel: 008613961049241&008613775706332
Email: Will@tentcool.com, Ryan@tentcool.com
Website: www.tentcool.com

Factory Address:
No.600-6, Tanglou, Taizhou, Jiangsu, China, Zip:225300



Parts & Supplies Catalogue

One Stop Solution For HVAC/R Products



ABOUT TENTCOOL

We Taizhou Tentcool Electrical Co.,Ltd is specializing in providing one stop solution for purchasing HVAC/R parts and supplies. established in 2012, was created upon the concept of providing a new experience for global business in China. With attitude to be professional, Tentcool is now growing into a dedicated HVAC/R products and parts solution provider.

The main factory, which is located in Taizhou city, Jiangsu Province China, is ISO certified and well organized. We aim to manufacture high quality products at competitive prices.

We also enrich our line up to the new-star products and believe the new eco technology could bring us a better and greener world. Guarantee of quality, certainty of service, TENTCOOL always seeks for the best benefits for your business.

Working with Tentcool, let us create a better future.

TENTCOOL TEAMS

HVAC/R products team(TENTCOOL)

We provide full line of HVAC equipments and new-star products.

HVAC/R parts team (tentcool)

We provide high quality HVAC/R parts such as compressors,motors refrigerant, copper pipes, AC brackets, capacitors, service tools, etc.

OUR MISSION

- Your best solution provider of HVAC/R products and parts.
- Your best professional global business partner in China.
- Your best new experience of quality and services from expert.

HVAC/R Parts	01-22
Copper	23-32
Chemicals	33-36
Compressors	37-46
Controls	47-56
Coils	57-60
Fans & Motors	61-70
Electronics	71-84
Service Tools	85-96
Supplies	97-103





Rotalock Valve



Ball Valve



Magnetic Check Valve

- Copper Filter Drier..... 03
- Copper Strainer & Accumulator & Access Valve..... 04
- Vibration Absorber..... 05
- Ball Valve..... 06
- Magnetic Check Valve..... 07
- Rotalock Valve..... 08
- Solenoid Valve..... 09
- Hand Valve & Split Shut-Off Valve..... 10
- Thermostatic Expansion Valve..... 11
- Pressure Controls..... 12
- Liquid Flow Switch..... 13
- Sight Glass & Pressure Switch..... 14
- Liquid Line Filter Drier..... 15
- Suction Line Accumulator..... 16
- Liquid Receiver..... 17
- Oil Separator..... 18
- Filter Drier Core..... 19
- Thermoplastic Capillary Hose..... 20
- AC Bracket..... 21
- Condensate Pump..... 22

Copper Filter Drier



**The Largest Manufacturer
In China For:**

*Filter Drier
Strainer
Accumulator
Access Valve*

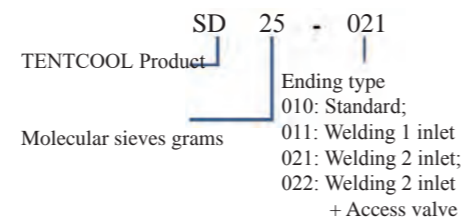
Application:

TENTCOOL copper filter driers are designed to absorb moisture and acid, and to filter out impurities. Normally be installed as component and replaced as repair part for both domestic and commercial refrigerators, freezers.

Feature:

- Body shell: Cu-DHP
- Molecular sieves: 100% XH-9
- Screen: 200 mesh
- Availability: Compatible with all refrigerants
- Wall thickness: 5 – 20g: 0.40mm; > 20g: 0.50mm

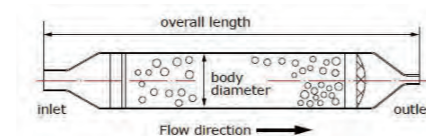
Model Illustration:



Specification

Model	Molecular Sieves	Body Diameter	Overall Length	Screen Depth
Ending type(010/011/021/022)	+5%, -0%	±0.10mm	±2mm	±2mm
SD05 - 010 / 011 / 021 / 022	5g	16	80	24
SD07 - 010 / 011 / 021 / 022	7g	16	90	24
SD10A - 010 / 011 / 021 / 022	10g	16	115	24
SD10B - 010 / 011 / 021 / 022	10g	19	100	26
SD12 - 010 / 011 / 021 / 022	12g	19	105	26
SD13 - 010 / 011 / 021 / 022	13g	19	110	26
SD15 - 010 / 011 / 021 / 022	15g	19	115	26
SD18 - 010 / 011 / 021 / 022	18g	19	128	26
SD20A - 010 / 011 / 021 / 022	20g	19	141	26
SD20B - 010 / 011 / 021 / 022	20g	24	120	28
SD25 - 010 / 011 / 021 / 022	25g	24	125	28
SD30 - 010 / 011 / 021 / 022	30g	24	140	28
SD35 - 010 / 011 / 021 / 022	35g	24	155	28
SD40 - 010 / 011 / 021 / 022	40g	24	170	28
SD50 - 010 / 011 / 021 / 022	50g	29	160	30

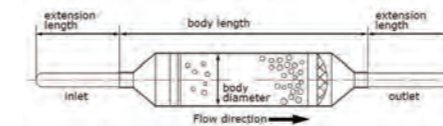
Standard - Ending type(010)



Standard inlet / outlet: 6.5 / 2.5 mm
Other size on request

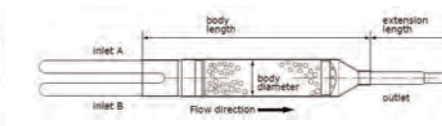

Copper Filter Drier & Copper Strainer & Copper Accumulator & Access Valve

Standard - Ending type(011)



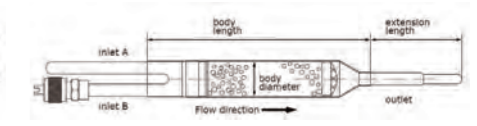
Inlet / outlet size on request

Standard - Ending type(021)



Inlet / outlet size on request

Standard - Ending type(022)



Inlet / outlet size on request



Copper Strainer

TENTCOOL copper strainers are specially designed with oversized screen for protecting, filtering air conditioning or dehumidifying system from dirt and contaminant.

Feature:

- Body shell: Cu-DHP
- Screen: 200 mesh



Copper Accumulator

TENTCOOL accumulator is an important part to compressor. Its main functions are liquid storage, liquid/gas separation, impurity filtering, noise reduction and refrigerant cushion.

Feature:

- Body shell: Cu-DHP
- Dimension: On request



Access Valve

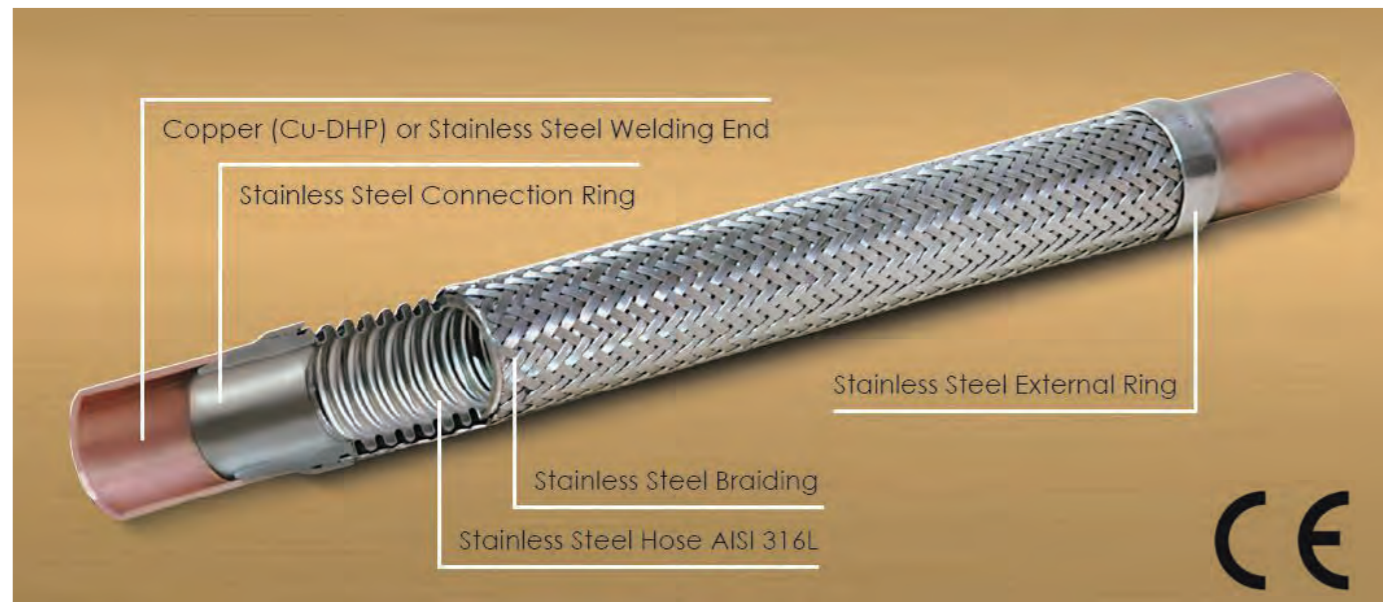
TENTCOOL access valve are designed to offer convenient access port for refrigeration system, it can be installed in any position on either high or low side for quick testing, pressure checking, purging or charging. All access valves feature 1/4" SAE male flare access ports and are furnished with cap and gasket preventing any leakage. Each cap is machined to have a valve core quick-remover.

Feature:

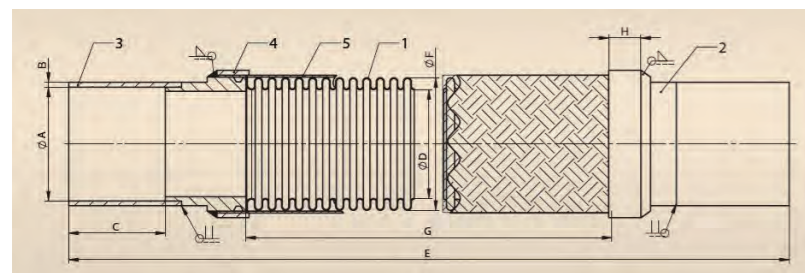
- Valve body / cap: solid brass
- Extended copper tube: Cu-DHP
- Compatible with all refrigerants

Model	Extended Copper Tube Size	Remark
SDAV-1/8	1/8" Solder	All access valves come with 1/4" SAE male flare, equipped with valve core & brass caps (with core remover). TENTCOOL standard thickness and length for copper tube extension is 0.4mm and 100mm. Stable valve cores for replacement are available.
SDAV-3/16	3/16" Solder	
SDAV-1/4	1/4" Solder	
SDAV-5/16	5/16" Solder	
SDAV-3/8	3/8" Solder	

Vibration Absorber



Model Size (inches)	Dimensions (mm)										Max. Working Pressure		Weight Kg
	ØA	±tol	B	C	E	±tol	D	F	G	H	bar	psi	
Vib 1/4"	6.6	± 0.2	1.0	20	230	± 5	6.3	9.9	170	10	44.8	650	0.052
Vib 3/8"	9.7	-0.1/+0.3	1.0	20	230	± 5	10.1	14.4	170	10	44.8	650	0.058
Vib 1/2"	12.9	-0.1/+0.3	1.0	20	230	± 5	12.2	16.2	150	10	44.8	650	0.100
Vib 5/8"	16.2	-0.1/+0.3	1.0	20	255	± 5	15.6	20.8	177	10	44.8	650	0.138
Vib 3/4"	19.3	-0.1/+0.3	1.0	25	255	± 5	15.6	20.8	179	10	44.8	650	0.180
Vib 7/8"	22.4	-0.2/+0.3	1.5	25	290	± 5	18.8	24.9	204	10	44.8	650	0.202
Vib 1-1/8"	28.9	-0.2/+0.3	1.5	25	330	± 5	24.6	31.3	244	10	41.3	600	0.320
Vib 1-3/8"	35.3	-0.2/+0.3	2.0	30	375	± 10	33.7	41.1	279	10	37.9	550	0.554
Vib 1-5/8"	42.3	-0.2/+0.3	2.5	35	430	± 10	40.8	49.8	314	10	35.1	509	0.800
Vib 2-1/8"	54.3	-0.2/+0.3	2.0	45	510	± 10	51.5	60.4	374	10	27.5	400	1.104



Feature:

- Temperature Range: -70/+250 °C
- Flexible Metal Hose 1: Stainless Steel AISI 316L (EN 1.4404)
- Connection Ring 2: Stainless Steel AISI 304 (EN 1.4301)
- Welded End 3: Copper (Cu-DHP) or Stainless Steel AISI 304 (EN 1.4301)
- External Ring 4: Stainless Steel AISI 304 (EN 1.4301)
- Braiding 5: Stainless Steel AISI 304 (EN 1.4301)

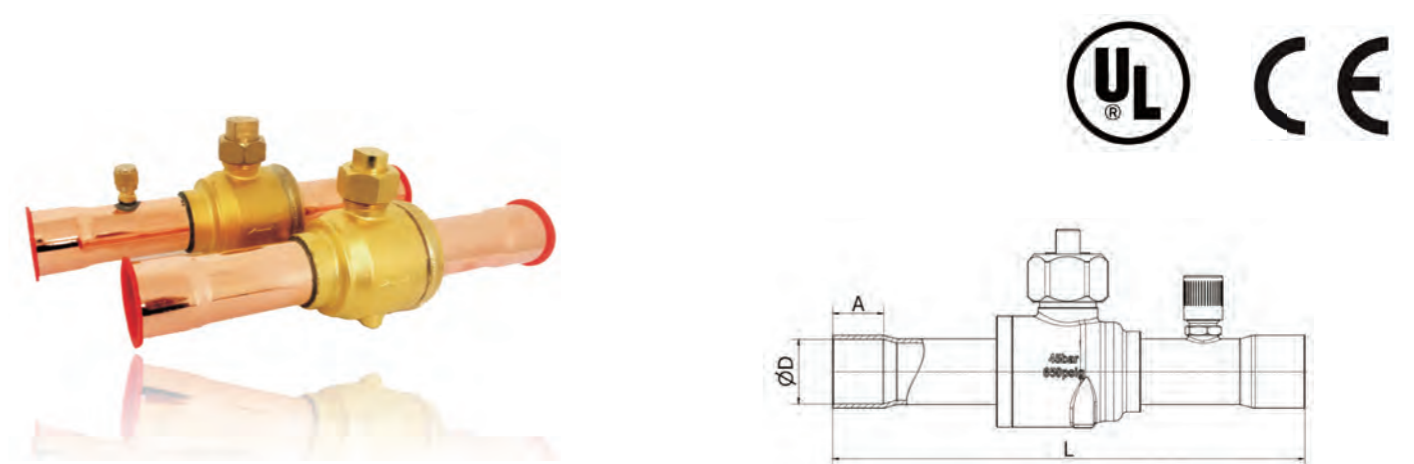
Application:

- TENTCOOL Vibration Absorber are assembled using annularly corrugated stainless steel hose and high strength stainless steel braiding and copper or stainless steel welding ends. They are designed for optimum performance mainly in refrigeration systems in order to absorb vibration and related damages also to prevent the noise occurs in mechanical piping of various applications. Annularly corrugated metal hoses are selected according to the system pressure, temperature and the direction of the vibration and are used in the connections of the tools that cause a high level of vibration such as:
 - Refrigeration Systems
 - Air-conditioning units
 - Heating pumps
 - Pressured systems
 - Pumps, motors, machines, compressors

Our Customers:



Ball Valve



Model	Connection Size			Allowed Max Leaking Capacity (g/year)	Max working pressure(Mpa)	Rated power of liquid (kw)				Kv value m ³ /h
	ΦD(Inch)	L (mm)	A (mm)			R22	R134a	R502	R410A	
NWB-04(S)	1/4"	138	8	2	4.5	11.0	10.1	7.3	17.0	0.8
NWB-06(S)	3/8"	138	8	2	4.5	22.0	20.2	14.6	33.0	3.8
NWB-08(S)	1/2"	160	10	2	4.5	105	96	70	160	5.6
NWB-10(S)	5/8"	160	14	2	4.5	143	132	95	217	10.1
NWB-12(S)	3/4"	185	16	2	4.5	241	221	160	336	20.42
NWB-14(S)	7/8"	185	17	2	4.5	358	329	238	544	28.17
NWB-18(S)	1-1/8"	208	20	2	4.5	633	582	421	962	51.95
NWB-22(S)	1-3/8"	251	25	2	4.5	756	696	503	1149	80.89
NWB-26(S)	1-5/8"	281	30	2	4.5	1293	1190	860	1965	196
NWB-34(S)	2-1/8"	305	34	2	4.5	1348	1240	1156	2234	248
NWB-42(S)X	2-5/8"	305	37	2	4.5	1348	1240	1156	N / A	248
NWB-42(S)	2-5/8"	305	37	2	4.5	1470	1320	1235	N / A	305
NWB-48(S)	3"	380	40	2	4.5	1882	1690	1580	N / A	406
NWB-50(S)X	3-1/8"	380	40	2	4.5	1882	1690	1580	N / A	410
NWB-50(S)	3-1/8"	410	40	2	4.5	2446	2197	2054	N / A	670
NWB-56(S)	3-1/2"	410	40	2	4.5	2514	2227	2082	N / A	680
NWB-58(S)	3-5/8"	410	40	2	4.5	2584	2289	2140	N / A	690

Attention: Have two types (With and without the charging port) , The part number which with "(S)" has the charging port.

Application:

- TENTCOOL ball valve is manual stop valve. It has no restriction on flow direction and the operation is more convenient than other stop valves. It can be used in liquid suction and heat supplying lines in freezers and air-conditioner adjusting equipment. This valve can provide the largest flow quantity when it is totally opened and it sealed tightly when it is closed. Furthermore, the application areas of this kind of valve is extensive: -40°C +150°C. All the valves have the SAE fixed hole, could be installed on panel. "Hermetically" welded construction. One quarter turn from fully open to fully closed valve, Rotation stop for fully open and fully closed valve.

Feature:

- No need to remove cap when open and close the valve and the on-off status could be read directly on the cap.
- Stem locked function to avoid self-close due to vibration in system.
- No pressure drop in flow.
- Only turn 1/4 circle to make valve full open or full close.
- Turning stop for full open or full close.
- Two-direction flow is available.
- Argon arc welded structure.
- Explosion-proof valve stem design.
- Modified PTEE sealing.
- Inside liquid accumulation is avoided.
- Could be mounted on the control panel.
- Applicable refrigerant: CFC, HCFC, HFC, HC.
- Product got UL, CE certification.

Notes:

- Our customers include Bitzer (Bitzer Condensing unit).

Magnetic Check Valve



HIGH QUALITY

OEM FOR
Danfoss



Model	Connector	Safety working pressure Kpa	OD mm	Length mm	Mesh	Liquid refrigeration
	OD(Inch)					R404A(KW)
NWV-4	1/4	5500	22	102	40	6.8
NWV-6	3/8	5500	22	102	40	14.2
NWV-8	1/2	5200	29	127	40	38.2
NWV-10	5/8	5200	29	127	40	42.6
NWV-12	3/4	4100	41	178	40	79.7
NWV-14	7/8	4100	41	178	40	108.5
NWV-18	1-1/8	4100	54	213	40	188.5
NWV-22	1-3/8	4000	67	238	40	232.8
NWV-26	1-5/8	3000	80	267	40	397.7
NWV-34	2-1/8	3200	92	305	40	691.1
NWV-42	2-5/8	3000	105	330	40	927.3
NWV-50	3-1/8	3000	105	330	40	1262.5

Application:

- Magnetic check valve was designed with magnet diaphragm, and sealed by the metal. It was used on the exhaust pipe of the compressor. For inside, it uses guide device and automatic suction design that prevents reverse refrigerant flow in liquid lines and compressor discharge lines.

Notes:

- This product is OEM for Danfoss.

Feature:

- Magnet valve seat, tectorial diaphragm. Copper connection size 1/4" through 3-1/8".
- Near zero internal leak rate.
- Compatible with all CFC, HCFC and HFC refrigerants and oils.
- Working temperature range: -40 C ~ +130 C.
- Minimum current resistance, large flow rate.
- Small volume, light weight and can be installed in any position.
- Mesh in the valve body, it's not just a check valve, but also a filter.
- Product got UL, CE certification.

Rotalock Valve



Welding Rotalock Valve

Model	Connection Size			
	Inch	mm	M Thread	S Hex
NW-V01	3/8"	φ 10	1" - 14UNS	30
NW-V02	1-1/8"	φ 28	1-3/4" - 12UN	50
NW-V03	1-3/8"	φ 35	1-3/4" - 12UN	50
NW-V04	3/4"	φ 19	1-1/4" - 12UNF	36
NW-V05	7/8"	φ 22	1-1/4" - 12UNF	36
NW-V06	1/2"	φ 12	1" - 14UNS	30
NW-V07	7/8"	φ 22	1-3/4" - 12UN	50
NW-V07-1	7/8"	φ 22	1-1/4" - 12UNF	36
NW-V09	5/8"	φ 16	1-1/4" - 12UNF	36

Application:

- TENTCOOL rotalock valves are installed in the refrigeration system for adjusting the flow rate, opening & closing the flow. Please use silver soldering and make sure the spindle is open and the temperature is lower than 800 °C.

Feature:

- Max. working pressure: 48bar.
- Working temperature range: -40 °C ~ 150 °C.
- Compatible with all CFC, HCFC and HFC refrigerants and oils.
- 100% leak testing.
- No asbestos gasket.
- Product got UL certification.

Notes:

- Our customers include Tecumseh and Emerson Climate(Copeland).

Welding Mode

Model	Connection Size		Valve Body
	Inch	mm	
NW001	3/8"	φ 10	20
NW002	1/2"	φ 12	
NW003	5/8"	φ 16	
NW004	3/4"	φ 19	30
NW005	7/8"	φ 22	
NW006	1-1/8"	φ 28	
NW007	1-1/8"	φ 28	35
NW008	1-3/8"	φ 35	
NW009	1-5/8"	φ 42	
NW010	1-3/8"	φ 35	45
NW011	1-5/8"	φ 42	
NW012	2-1/8"	φ 54	

Our Customers:



Solenoid Valve



Model	Form of connection	Connect Tube OD		Operation Mode	Opening diff. pressure(bar)			Flow rate Kv (m ³ /h)	Dimensions (mm)		
		(mm)	(Inch)		Min.	Max. (AC)	Max. (DC)		Long	Wide	High
FDF6MB	SAE	8	5/16	Pilot Operated	0.1	21	17	0.4	85	45	85
FDF8MB		10	3/8					0.8	85	45	85
FDF10MB		12	1/2					1.9	112	58	98
FDF13MB		16	5/8					3.0	112	58	98
FDF16MB		19	3/4					4.5	144	72	108
FDF19MB		22	7/8					6.0	144	72	108
FDF3G	Solder ODF	6	1/4	Direct Acting	0.05	28	24	0.18	117	31	76
FDF6MG		10	3/8					0.60	127	32	80
FDF8MG		12	1/2	1.00				137	38	88	
		16	5/8					162			
		12	1/2					137			
FDF10MG		16	5/8	1.80				166	45	88	
		16	5/8					174			52
FDF15MG		19	3/4	3.00				190	58	115	
		22	7/8								250
FDF20MG		28	1-1/8	5.00				236	72	119	
		28	1-1/8								254
FDF25MG		35	1-3/8	9.80				281	86	133	
		35	1-3/8								312
FDF32MG		42	1-5/8	15.00				281	86	133	
FDF40MG		42	1-5/8	25.00				312	126	158	
		54	2-1/8								

Application:

- Solenoid valves are the most frequently used control elements in refrigeration and air-conditioning systems. The valve is controlled by electric current through the solenoid, made from solid brass offering long service life, fast and save switching. Supplied with both NC (normally closed) and NO (normally open) versions.

Feature:

- Wide choice of coils for AC (24V, 36V, 110V, 220V) and DC(12V, 24V).
- Suitable for all fluorinated refrigerants, HFC & HCFC.
- Max. working pressure: 30 bar. (SAE type)
- Max. working pressure: 45 bar.(Solder ODF type)
- Versions with UL and CE approval can be supplied to order.

Our Customers:



Hand Valve



Model	Connection Size	Connection Type
	(Inch)	
NHV-04-1/4	1/4"	Flare to Flare, with brass nut
NHV-06-3/8	3/8"	Flare to Flare, with brass nut
NHV-08-1/2	1/2"	Flare to Flare, with brass nut
NHV-10-5/8	5/8"	Flare to Flare, with brass nut
NHV-12-3/4	3/4"	Flare to Flare, with brass nut
NHV-04S-1/4	1/4"	Solder to solder
NHV-06S-3/8	3/8"	Solder to solder
NHV-08S-1/2	1/2"	Solder to solder
NHV-10S-5/8	5/8"	Solder to solder
NHV-12S-3/4	3/4"	Solder to solder

Application:

- Valve bodies are made from forged brass. Its full-size openings for maximum flow and minimum pressure drop, mounting brackets for easy installation.

Feature:

- Forged brass construction.
- Compatible with all refrigerants and oils.
- Available with solder and flare with nuts connections.
- 100% leakage tested.

Split Shut-Off Valve



Model	Connection Size	Connection Thread	Remark
	(Inch)		
SSOV-1/4	1/4"	7/16" -20UNF	With access port
SSOV-3/8	3/8"	5/8"-18UNF	With access port
SSOV-1/2	1/2"	3/4"-16UNF	With access port
SSOV-5/8	5/8"	7/8"-14UNF	With access port
SSOV-3/4	3/4"	1-1/6"-14UNF	With access port
SSOV-1/4-2W	1/4"	7/16" -20UNF	Without access port
SSOV-3/8-2W	3/8"	5/8"-18UNF	Without access port
SSOV-1/2-2W	1/2"	3/4"-16UNF	Without access port
SSOV-5/8-2W	5/8"	7/8"-14UNF	Without access port
SSOV-3/4-2W	3/4"	1-1/6"-14UNF	Without access port

Feature:

- Combined function of shut-off, charging and testing.
- 100% forged brass body.
- Compact foot mounted design allows fast installation.
- Access port is available.
- Compatible for all refrigerants.

Thermostatic Expansion Valve



NRF(E)



RT(E)



SM(E)

Type	Refrigerant	Model	Capacity		Connection SAE/ODF	
			Kw	Inlet	Outlet	
NRF(E) RT(E)	R134a	1/4M	0.88	3/8"	1/2"	
		1/2M	1.76	3/8"	1/2"	
		1M	3.52	3/8"	1/2"	
		1-1/2M	5.28	3/8"	1/2"	
		2M	7.04	3/8"	1/2"	
		2-1/2M	8.80	3/8"	1/2"	
		3M	10.56	3/8"	5/8"	
		4M	12.32	1/2"	5/8"	
		5-1/2M	19.36	1/2"	5/8"	
		7-1/2M	26.40	1/2"	5/8"	
		9M	31.68	1/2"	5/8"	
		R22 R407C	1/2H	1.76	3/8"	1/2"
	1H		3.52	3/8"	1/2"	
	1-1/2H		5.28	3/8"	1/2"	
	2H		7.04	3/8"	1/2"	
	3H		10.56	3/8"	1/2"	
	4H		14.08	3/8"	1/2"	
	5H		17.60	3/8"	5/8"	
	6H		21.12	1/2"	5/8"	
	7-1/2H		26.40	1/2"	5/8"	
	10H		35.20	1/2"	5/8"	
	12H		42.24	1/2"	5/8"	
	R404A R507		1/3S	1.17	3/8"	1/2"
		2/3S	2.35	3/8"	1/2"	
		1S	3.52	3/8"	1/2"	
		1-1/2S	5.28	3/8"	1/2"	
		2S	7.04	3/8"	1/2"	
		3S	10.56	3/8"	1/2"	
3-1/2S		12.32	3/8"	5/8"		
4S		14.08	1/2"	5/8"		
5S	17.60	1/2"	5/8"			
7S	24.64	1/2"	5/8"			
8-1/2S	29.92	1/2"	5/8"			
SM(E) - SAE	R134a, R22, R507	SM(E)	-	3/8"	1/2"	
Orifice	R407C, R404A	#0 - #6	-	-	-	

Application:

- Thermostatic expansion valve regulate the flow of refrigerant liquid into evaporators. They are widely used in air conditioning, refrigeration, heat pump and chiller applications.

Note: if there is "E" after model, it indicates external equalization.

Feature:

- Evap. Temp.: -40 °C to +10 °C.
- Constant superheat adjusting performance.
- Can be supplied with MOP (max. operating pressure).
- Capillary length: 1.5m(NRF/NRFE/RT/RTE); (SM/SME).
- Pressure Equalization: NRFE / RTE / SME: ext. 1/4"; NRF / RT / SM: int.

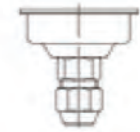
Our Customers:



Rated capacity is based on:

- Evaporating temperature $t_e = +4.4$ °C.
- Condensing temperature $t_c = +40$ °C.
- Refrigerant liquid temperature ahead of valve $t_l = +37.8$ °C.

Pressure Controls



Ø6 Flare nut M12×1.25 Thread
1/4" Flare nut 7/16"- 20UNF Thread

Standard Connection

Symbol	Model	Low Pressure (Mpa)		High Pressure (Mpa)		Reset		MAX. work pressure		UL Certification
		Adjust range	Differential	Adjust range	Differential	L.P.	H.P.	L.P. (Mpa)	H.P. (Mpa)	
Low Pressure (L.P.)	NWP2	0 ~ 0.2	0.04 ~ 0.1			Aut.		1.7		YES
	NWP3	-0.05 ~ 0.3	0.05 ~ 0.2			Aut.		1.7		YES
	NWP6M	-0.05 ~ 0.6	Fixed \leq 0.2			Man.		1.7		NO
	NWP6	-0.05 ~ 0.6	0.1 ~ 0.4			Aut.		1.7		YES
	NWP10	0.1 ~ 1.0	0.1 ~ 0.3			Aut.		1.7		YES
	NWP6W-12S	0 ~ 0.02	0.04 ~ 0.1			Aut.		1.7		NO
	NWP6W-12D	0.05 ~ 0.2	\leq 0.04			Aut.		1.7		NO
High Pressure (H.P.)	NWP760	0 ~ -0.1				Aut.		1.7		NO
	NWP12D			0.2 ~ 1.2	0.1 ~ 0.4	Aut.			3.3	YES
	NWP16D			0.3 ~ 1.7	0.2 ~ 0.5	Aut.			3.3	YES
	NWP20D			0.4 ~ 2.0	0.2 ~ 0.5	Aut.			3.3	YES
	NWP30D			0.5 ~ 3.0	0.5 ~ 1.0	Aut.			3.3	YES
	NWP30			1.0 ~ 3.0	Fixed \leq 0.4	Aut.			3.3	YES
	NWP30M			1.0 ~ 3.0	Fixed \leq 0.4	Man.			3.3	YES
Dual Pressure	NWP45L			1.0 ~ 4.5	Fixed \leq 0.6	Aut.			4.8	NO
	NWP45DL			1.0 ~ 4.5	0.5 ~ 1.5	Aut.			4.8	NO
	NWP830	-0.05 ~ 0.6	0.1 ~ 0.4	1.0 ~ 3.0	Fixed \leq 0.4	Aut.	Aut.	1.7	3.3	NO
	NWP830HM	-0.05 ~ 0.6	0.1 ~ 0.4	1.0 ~ 3.0	Fixed \leq 0.4	Aut.	Man.	1.7	3.3	NO
	NWP830HLM	-0.05 ~ 0.6	Fixed \leq 0.4	1.0 ~ 3.0	Fixed \leq 0.4	Man.	Man.	1.7	3.3	NO
	NWP1245L	0.2 ~ 1.2	0.1 ~ 0.4	1.0 ~ 4.5	Fixed \leq 0.6	Aut.	Aut.	2.5	4.8	NO
	NWP1245LHM	0.2 ~ 1.2	0.1 ~ 0.4	1.0 ~ 4.5	Fixed \leq 0.6	Aut.	Man.	2.5	4.8	NO
NWP1245LHLM	0.2 ~ 1.2	Fixed \leq 0.2	1.0 ~ 4.5	Fixed \leq 0.6	Man.	Man.	2.5	4.8	NO	

Application:

- TENTCOOL pressure control can protect compressors in refrigeration and air-condition plant, and keep them from over-low pressure or over-high suction pressure; Can start and stop refrigeration compressors and fans of air condensers; Can be used not only in fluoride refrigeration, but also in air and liquid.

Feature:

- Ambient temperature/Medium temperature: -40 °C~65 °C/-40 °C~120 °C.
- Cable connection: The cable entry can be used for 15mm dia.
- Max. working pressure: L.P.: 1 MPa/H.P.: 3 MPa. (R410A: L.P.: 1.2 MPa/H.P.: 4.5 MPa.)
- Max. testing pressure: L.P.: 1.65 MPa/H.P.: 3.3MPa.(R410A: L.P.: 2.5 MPa/H.P.: 4.8 MPa.)
- Standard capillary length is 1m (including flare nuts).
- Product got UL and CE certification.

Notes:

- Our customers include YORK, Carrier, Midea, GREE, Trane, Climaveneta, Dunham-bush.

Our Customers:



Liquid Flow Switch

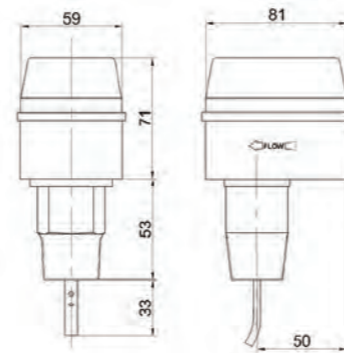


FSF50P-1(A)/FSF50P-2(A)/FSF50P-3(A)

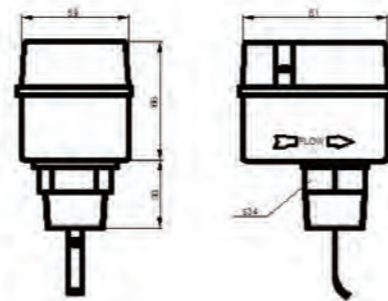
FSF50P-1SN

Model	Connection	Medium	Materials in contact with the medium	Crust
FSF50P-2	1/2"-14NPT	Water	Brass	Seal plastic case
FSF50P-3	3/4"-14NPT			
FSF50P-1	1"-11 1/2NPT			
FSF50P-2A	1/2"-14NPT	Caustic liquid	Stainless steel	Seal plastic case
FSF50P-3A	3/4"-14NPT			
FSF50P-1A	1"-11 1/2NPT			
FSF50P-1SN	1"-11 1/2NPT	Water	Brass	Seal plastic case

Dimension (Unit: mm)



FSF50P-1(A)/FSF50P-2(A)/FSF50P-3(A)



FSF50P-1SN

Dimension of the paddle (Unit: inch)



Application:

- FSF series flow switches are used in measuring and controlling the flow of the liquid in the pipe, such as water, alcohol, etc., as well as in the places where it needs chain effect or cutout protection.

FSF series flow switches have SPDT switch, full-sealing structure as its shell, and stainless steel as its inside components, which can assure its use in any conditions. FSF-A series flow switches are used for caustic fluid liquid, the materials of FSF-A in contact with the medium is stainless steel.

Feature:

- Ambient temperature: -20~50°C.
- Liquid temperature: -25~120°C.
- Max. liquid pressure: 1.5MPa.
- Approvals: DnV, Det norske Veritas(Norway), CQC(China)CE (Europe).

Our Customers:



Sight Glass



Model	Connection Size	Length(mm)	Connection Type
NFH 1/4	1/4"	101	Solder to solder, extended copper tube
NFH 3/8	3/8"	119	Solder to solder, extended copper tube
NFH 1/2	1/2"	146	Solder to solder, extended copper tube
NFH 5/8	5/8"	146	Solder to solder, extended copper tube
NFH 3/4	3/4"	146	Solder to solder, extended copper tube
NFH 7/8	7/8"	173	Solder to solder, extended copper tube
NFL 1/4	1/4"	60	Flare to flare, with brass nut
NFL 3/8	3/8"	70	Flare to flare, with brass nut
NFL 1/2	1/2"	70	Flare to flare, with brass nut
NFL 5/8	5/8"	80	Flare to flare, with brass nut

Application:

- TENTCOOL sight glass provides accurate and quick visual of refrigerant and moisture levels within a system.

Feature:

- 100% leakage tested.
- Compatible with all refrigerants and oils.
- Solid brass construction.
- Large viewing window and indicator for better visibility.
- Available with extended solder (pure copper) and flare (with brass nuts) connections.

Our Customers:



Pressure Switch

Application	Model	Open	Close	Tolerance
		PSI	PSI	
Low pressure automatic reset	NLPS0520	5	20	± 5 PSI
	NLPS1020	10	20	± 5 PSI
	NLPS2550	25	50	± 5 PSI
	NLPS2580	25	80	± 5 PSI
	NLPS4080	40	80	± 5 PSI
High pressure automatic reset	NHPS200150	200	150	± 15 PSI
	NHPS250150	250	150	± 15 PSI
	NHPS300200	300	200	± 15 PSI
	NHPS350250	350	250	± 15 PSI
	NHPS400200	400	200	± 15 PSI
	NHPS400300	400	300	± 15 PSI
High pressure manual reset	NMPS350	350	-	± 15 PSI
	NMPS450	450	-	± 15 PSI

Application:

- It is used for the high and low pressure protection of some refrigeration systems such as residential, commercial and automobile air-conditioners and ice makers, air compressors, and water heaters. Also be used to pneumatic and hydraulic pressure control systems of all kinds of industrial and agricultural machines.

Feature:

- High pressure SPST open on pressure rise.
- Low pressure SPST open on pressure fall.



Note:
If the item you are looking for is not listed above, please feel free to contact us for more details.

Liquid Line Filter Drier(Solid Core)



Model	Connections		Liquid Flow Capacity(Kw)					Dimensions(mm)		
	ODF	SAE	R134a	R22/R410A	R407C	R404A/R507	R502	A	B	D
NEK-032		1/4"	6.7	7.4	7.2	4.9	4.6	113	66	43
NEK-032S	1/4"		8.1	8.7	8.5	6.0	5.6	110		
NEK-033		3/8"	9.5	10.2	10.2	7.0	6.7	123		
NEK-033S	3/8"		10.5	11.6	11.6	7.7	7.4	114		
NEK-052		1/4"	61.2	49.8	61.8	41.3	40.3	119	72	
NEK-052S	1/4"		9.7	10.4	10.2	7.9	7.6	116		
NEK-053		3/8"	11.5	12.3	12.1	9.7	9.4	129		
NEK-053S	3/8"		47.0	52.0	51.0	32.0	31.0	120		
NEK-082		1/4"	50.0	55.0	54.0	35.0	34.0	145	63.5	
NEK-082S	1/4"		70.5	76.7	76.7	50.9	49.8	142		
NEK-083		3/8"	12.7	12.5	12.1	10.0	9.8	155		
NEK-083S	3/8"		14.5	15.9	15.0	9.7	9.4	146		
NEK-084		1/2"	36.0	31.0	42.0	42.0	27.0	163	98	
NEK-084S	1/2"		50.6	55.0	54.0	35.4	34.0	148		
NEK-085S	5/8"		55.6	60.1	59.1	40.4	39.0	146		
NEK-162		1/4"	87.6	95.0	93.2	63.3	61.6	159	112	
NEK-162S	1/4"		16.5	17.9	17.6	11.9	11.6	156		
NEK-163		3/8"	42.8	37.0	48.0	48.0	33.0	169		
NEK-163S	3/8"		34.4	37.3	36.6	24.9	24.2	160		
NEK-164		1/2"	37.6	40.8	40.1	27.4	26.4	177	76	
NEK-164S	1/2"		60.0	60.0	59.0	40.0	39.0	162		
NEK-165		5/8"	67.0	75.0	74.0	54.0	53.0	185		
NEK-165S	5/8"		111.6	121.4	121.0	80.5	78.8	160		
NEK-166		3/4"	7.3	7.9	7.9	5.3	5.2	191	185	
NEK-166S	3/4"		12.8	13.9	13.9	9.2	9.0	166		
NEK-167S	7/8"		16.2	17.6	17.6	11.7	11.4	172		
NEK-302		1/4"	23.5	25.5	25.5	16.9	16.6	232	76	
NEK-303		3/8"	7.3	7.9	7.9	5.3	5.2	242		
NEK-303S	3/8"		12.8	13.9	13.9	9.2	9.0	233		
NEK-304		1/2"	19.2	20.9	20.3	13.9	13.6	250	192	89
NEK-304S	1/2"		26.1	28.4	27.9	18.9	18.5	235		
NEK-305		5/8"	32.3	35.5	34.3	23.4	22.9	258		
NEK-305S	5/8"		36.5	39.5	39.5	26.2	25.7	233		
NEK-306		3/4"	21.4	23.3	23.0	15.4	15.1	264	192	89
NEK-306S	3/4"		29.0	31.6	31.6	21.0	20.5	239		
NEK-307S	7/8"		42.8	46.5	46.5	30.9	30.2	245		
NEK-309S	1-1/8"		51.3	55.8	55.8	37.0	36.2	245	192	89
NEK-413		3/8"	64.2	69.8	69.8	46.3	45.3	249		
NEK-413S	3/8"		64.2	69.8	69.8	46.3	45.3	240		
NEK-414		1/2"	49.6	54.0	54.0	35.8	35.0	257	192	89
NEK-414S	1/2"		54.3	59.1	59.1	39.2	8.4	242		
NEK-415		5/8"	67.6	73.5	73.5	48.8	47.8	265		
NEK-415S	5/8"		72.7	79.1	79.1	52.5	51.4	240	192	89
NEK-416		3/4"	98.4	107.0	106.2	71.1	69.6	271		
NEK-416S	3/4"		81.3	88.5	88.5	58.7	57.5	246		
NEK-417S	7/8"		81.3	88.5	88.5	58.7	57.5	252	192	89
NEK-419S	1-1/8"		100.5	109.4	109.4	72.5	71.0	252		

Application:

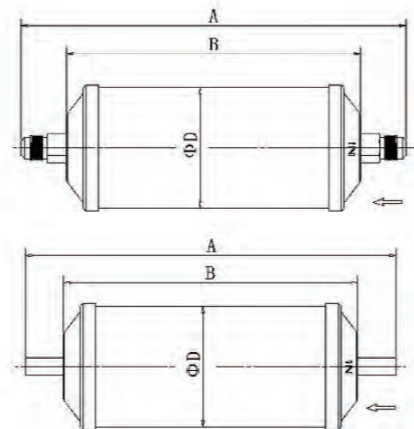
NEK liquid line filter driers are designed with a solid core with a mix of components which provides high filtration capacity. This assures the optimal drying capacity and avoids acid formation in the system.

Feature:

- Highly corrosion-resistant powder coating finish. Can be used in all environments, including marine applications.
- Compatible with all CFC, HCFC and HFC refrigerants and oils.
- High absorbent and acid removable capacity.
- High dirt retention, down to 40 μm particles, with minimal pressure drop.
- Maximum working pressure: 4.7Mpa/680Psig.

Notes:

Our customers include Bitzer (Bitzer Condensing unit).



Suction Line Accumulator



Model	Inlet outlet	Size			The refrigeration oil volume based on below vaporize temperature(Kw)						Refrigeration oil volume L
		A	B	D	R22		R134a		R404a		
					-18℃	5℃	-18℃	5℃	-18℃	5℃	
NQ-204	1/2	254	52	102	3.20	7.00	2.17	4.30	2.80	4.60	1.5
NQ-205	5/8	294	52	102	4.90	10.50	2.80	6.00	4.20	7.00	1.8
NQ-206	3/4	316	75	140	6.30	14.10	3.20	8.10	5.30	9.20	3.8
NQ-207	7/8	356	75	140	11.60	25.70	6.30	14.00	9.50	16.20	4.3
NQ-208	1-1/8	450	85	159	18.90	41.50	10.90	25.30	15.50	26.70	7.3
NQ-209	1-3/8	574	85	159	29.90	66.10	16.20	37.60	25.30	42.90	9.6
NQ-210	1-5/8	624	85	159	45.00	101.30	25.70	59.80	37.60	64.00	10.4
NQ-595	5/8	257	70	127	5.10	11.80	2.70	7.10	4.50	7.20	2.4
NQ-596	3/4	257	70	127	6.30	14.10	3.20	8.10	5.30	9.20	2.4
NQ-597	7/8	262	70	127	11.60	25.70	6.30	14.00	9.50	16.20	2.4
NQ-5126	3/4	332	70	127	6.30	14.10	3.20	8.10	5.30	9.20	3.3
NQ-5127	7/8	337	70	127	11.60	25.70	6.30	14.00	9.50	16.20	3.3
NQ-5137	7/8	358	70	127	11.60	25.70	6.30	14.00	9.50	16.20	3.5
NQ-5139	1-1/8	363	70	127	18.90	41.50	10.90	25.30	15.50	26.70	3.5
NQ-5179	1-1/8	465	70	127	18.90	41.50	10.90	25.30	15.50	26.70	4.7
NQ-51711	1-3/8	465	70	127	29.90	66.10	16.20	37.60	25.30	42.90	4.7
NQ-61411	1-3/8	390	85	159	29.90	66.10	16.20	37.60	25.30	42.90	6.0
NQ-62013	1-5/8	548	85	159	45.00	101.30	25.70	59.80	37.60	64.00	8.8

Application:

In circulatory system, the refrigerant must be converted into gas before returning to compressor. So it has to separate gas and liquid before the refrigerant enters into the compressor. Only allowing gas refrigerant to enter into the compressor will not cause strike. The liquid refrigerant evaporates slowly in the vessel, then enters the compressor after evaporation. In order to make the residual refrigerant oil come back to compressor, there is a hole in the bottom of tube in Accumulator. When the residual refrigerant oil in the system come into Accumulator, it will go back to compressor with gas refrigerant. Because of the protection from Accumulator, the life time of compressor can be longer and the circulatory system can run better.

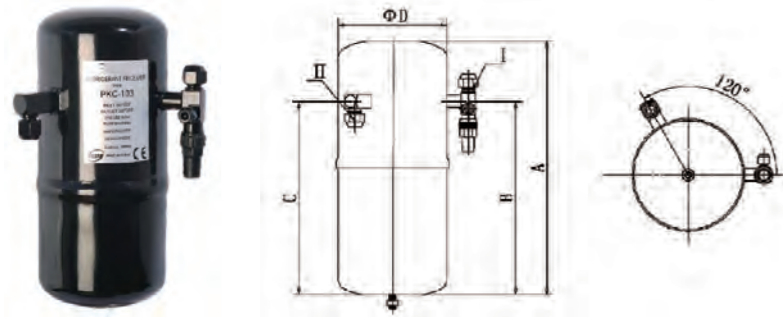
Feature:

- Refrigerant: R22/R134a/R404A/R407C/R502/R507.
- Medium temperature: -40 to 120 C.
- Max working pressure: 3100Kpa.
- Destructive testing reached to 17.5-19 Mpa.
- The thickness of the paint film: 50 to 80um.
- Product got CE certification.

Notes:

Our customers include Bitzer(Bitzer Condensing unit).

Liquid Receiver



Application:

- Ensure the compensation of refrigerant volume variations in refrigerating and air conditioning installations. Liquid receivers also allow storage of the whole installation's refrigerant, for maintenance or trouble-shooting operations. NC vertical receiver needs to be installed vertical to make sure the best operation.

Feature:

- Max. working pressure: 35bar
- Available with rotalock valves.

Notes:

- Our customers include Bitzer(Bitzer Condensing unit).

SAE(I/II) Type Vertical Receiver

Model	Connection	Size (mm)				Volume
		Inch	A	B	C	
NC-101	1/4 3/8	218	136	136	89	1.1
NC-102	3/8 3/8	245	160	160	130	2.9
NC-103	3/8 3/8	298	208	208	130	3.5
NC-104	1/2 1/2	360	275	275	152	6.0
NC-105	5/8 5/8	412	275	322	180	9.6



ODF Type Vertical Receiver

Model	Connection	Size (mm)			Volume
		Inch	A	B	
NC-133	3/8	170	35	102	1.1
NC-166	3/8	192	40	114	1.6
NC-233	3/8	185	42	127	2.0
NC-333	3/8	293	42	127	3.0
NC-433	3/8	238	55	165	4.0
NC-644	1/2	332	55	165	6.0
NC-844	1/2	432	55	165	8.0
NC-855	5/8	432	55	165	8.0
NC-1055	5/8	322	75	219	10.0
NC-1255	5/8	380	75	219	12.0
NC-1455	5/8	435	75	219	14.0
NC-1466	3/4	435	75	219	14.0
NC-1677	7/8	492	75	219	16.0
NC-1877	7/8	549	75	219	18.0
NC-2077	7/8	606	75	219	20.0

Oil Separator



Model	Connection ODF	Size (mm)			Refrigerating capacity in the following evaporated temperature (Kw)									Volume ml
					R22/R407C			R134a			R404a/R507			
		Inch	A	B	C	-40°C	-20°C	5°C	-40°C	-20°C	5°C	-40°C	-20°C	
NW-55833	3/8	102	279	48	5.3	6.2	7.0	3.2	4.5	6.2	5.3	6.2	7.0	600
NW-55824	1/2	102	279	48	5.3	6.2	7.0	3.2	4.5	6.2	5.3	6.2	7.0	600
NW-55855A	5/8	102	338	48	15.8	17.5	19.3	11.4	13.4	15.8	14.4	16.4	19.3	600
NW-55855	5/8	102	378	48	15.8	17.5	19.3	11.4	13.4	15.8	14.4	16.4	19.3	600
NW-55877A	7/8	102	384	48	24.6	26.2	28.1	16.7	19.3	22.4	22.8	25.2	28.8	600
NW-55877	7/8	102	460	48	24.6	26.2	28.1	16.7	19.3	22.4	22.8	25.2	28.8	600
NW-55889A	1-1/8	102	414	48	31.7	34.3	37.0	22.4	26.3	29.9	30.0	33.4	37.4	600
NW-55889	1-1/8	102	494	48	31.7	34.3	37.0	22.4	26.3	29.9	30.0	33.4	37.4	600
NW-559011	1-3/8	102	524	48	40.4	43.6	47.5	28.1	33.6	40.4	36.7	43.3	49.0	600
NW-569011	1-3/8	159	394	75	45.2	47.4	49.2	33.4	40.4	48.4	41.0	45.2	50.8	800
NW-569213	1-5/8	159	480	75	56.3	58.9	63.3	41.3	48.4	56.3	51.0	57.3	65.1	800
NW-569417	2-1/8	159	485	75	91.4	102.3	105.5	63.3	74.8	88.8	88.5	98.4	108.6	800

Application:

- The oil separator is for use in all refrigeration system where the compressor lubricating oil must be returned directly to the compressor oil sump under all operating conditions.

In this way lubricating oil from the compressor is prevented from circulating with the refrigerant in the refrigeration system itself.


Feature:

- Refrigerants: R-22, R-134a, R-404A, R-502, R-407C, R-507 etc.
- Temperature of medium: -40 to +120 °C.
- Max. working pressure up to 3.1Mpa.

Notes:

- Our customers include Bitzer(Bitzer Condensing unit).

Filter Drier Core



Specification – Solid core

Model	Description	Dimension (inch)		
		D1	D2	H
D-48	Solid core with 80% molecular sieve and 20% activated alumina for moisture and acid adsorption.	1.85	3.78	5.51
W-48	Burnout solid core with 48% alumina, 47% molecular and 5% carbon for clean up after burnout.	1.85	3.78	5.51
H-48	100% solid molecular sieve solid core for high drying capacity.	1.85	3.78	5.51
H-100		2.09	4.80	6.50



Specification – Filter / Strainer core

Model	Description	Dimension (inch)		
		A	B	C
F-48	100 mesh filter for suction line	3.74	5.51	0.79
X-48	Balayruse type filter core for use in filtering out solid contaminants in both liquid and suction line.	3.74	5.51	0.79
X-100		4.69	6.54	1.10

Application:

• Cores and demountable type of filter-drier shells produced in honglida is replaceable. Cores are individually packed in metal cans, It hermetically packed against grease moisture and dirt. Include the X suction line filter cores and the D/H liquid line block series. The method of mounting the cores or felt elements on the end plate by means of tie rods makes them very easy to install and remove. Detailed instructions are printed on each can.


Feature:

- High moisture, foreign matter and acid removal ability in special environment.
- Protects the normal system and clean up the compressor.
- For use in either liquid or suction line application.
- Compatible with all CFC, HCFC and HFC refrigerants and oils.

Notes:

- Our customers include Bitzer (Bitzer Condensing unit).

Thermoplastic Capillary Hose



Model	Inner Dia.	Outer Dia.	Min. Bend Radius	Working Pressure		Working Temperature	
	mm	mm		MPa	psi	min. °C	max. °C
NTCH-001	2.6	5.8	15.0	19.6	2843	-40	+130
NTCH-002	5.0	10.0	20.0	9.8	1421	-40	+130
NTCH-003	8.2	13.5	30.0	9.8	1421	-40	+130
NTCH-004	11.2	16.2	40.0	9.8	1421	-40	+130
NTCH-005	14.3	20.0	50.0	9.8	1421	-40	+130
NTCH-006	17.3	24.0	50.0	9.8	1421	-40	+130



Application:

• The thermoplastic flexible capillary hose provides quick and easy connection to the pressure switches, gauges, oil return circuits and oil level equalization in air-conditioning and refrigeration systems.

Middle layer of the hose are made by one special material reinforcement and high tension material polymer, this material surface has contains flame retardant and inhibitor. The hose inner layer material are made by Nylon, it is applicable to using like chemicals as mineral oil, petroleum, emulsion, fat hydrocarbon, Eton and Freon.

Feature:

- High flexibility.
- Superior vibration absorption and noise reduction.
- Extremely low permeation rate.
- No brazing, flaring and bending.
- Inner layer: Nylon PA12.
- Middle layer: Polyester fiber (industrial yarn).
- Outer layer: Polyurethane (TPU).

AC Bracket

Application:

- The bracket are used for the air conditioners.
For more details please contact with us.

Type	Model	Size(mm)			Thickness mm	Match AC BTU	Material
		L	H	W			
ACB-1	NH-B420	-	420	550	2.00	9000-18000	Cold Steel
	NH-B4201	-	490	550	2.00	18000-24000	Cold Steel
ACB-2	NK-B01	-	400	500	2.00	9000-18000	Cold Steel
	NK-B02	-	500	550	2.00	18000-24000	Cold Steel
ACB-3	NF-B01	-	365	450	1.70	9000-12000	Cold Steel
	NF-B02	-	400	500	2.00	12000-18000	Cold Steel
	NF-B03	-	450	550	2.00	18000-24000	Cold Steel
	NF-B04	-	500	550	2.00	18000-24000	Cold Steel
ACB-4	NGM-B01	780	365	450	1.70	9000-12000	Cold Steel
	NGM-B02	780	400	550	1.80	12000-24000	Cold Steel
ACB-5	NB-B01	-	420	420	1.70	9000-12000	Cold Steel
	NB-B02	-	450	415	1.80	9000-12000	Cold Steel
	NB-B03	-	460	460	1.80	9000-12000	Cold Steel
	NB-B04	-	500	500	2.00	12000-18000	Cold Steel
ACB-6	NTS-B021	-	450	450	1.50	9000-12000	Stainless Steel 201
	NTS-B022	-	500	500	1.90	12000-18000	Stainless Steel 201
	NTS-B023	-	540	540	2.20	18000-24000	Stainless Steel 201
ACB-7	NTS-B014	-	420	420	1.40	9000-12000	Stainless Steel 201
	NTS-B017	-	500	500	1.70	12000-18000	Stainless Steel 201
	NTS-B019	-	600	540	1.80	18000-24000	Stainless Steel 201
ACB-8	NSS-B01	480	520	800	2.00	18000-24000	Stainless Steel 201

Feature:

- Fast, easy and accurate installation.
- Rubber mounts to reduce vibration and noise.
- Supplied with fixing screws, plugs and rubber mounts.



ACB-1



ACB-2



ACB-3



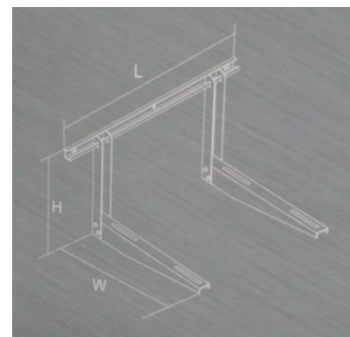
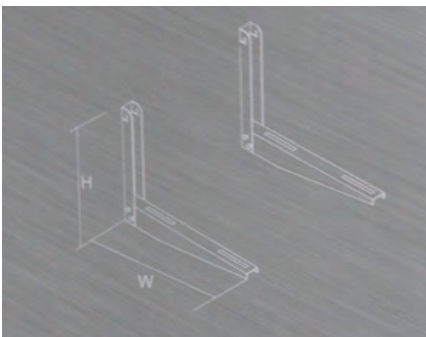
ACB-4



ACB-5



ACB-6



ACB-7



ACB-8

Condensate Pump

Application:

- Condensate pumps are pumps designed for removal of condensate water from an air conditioner, dehumidifier and air cooler.

Feature:

- Suitable for all voltage in the world.
- Low noise & non vibration.
- Compact construction, easily assemble.
- Energy saving design.
- CE Certificate.

Type	Model	Power supply	Discharge head	Sound level at 1m	Water flow rate at zero head	Tank capacity	Ambient temp	Power consumption
Wall mounted pump	NPC-24A	100- 230V~50/60Hz	10M	19dbA	24L/h	200ml	0~50℃	3W
	NPC-40A	100- 230V~50/60Hz	10M	21dbA	40L/h	200ml	0~50℃	3W
Mini pump	NPC-12B	100- 230V~50/60Hz	10M	19dbA	18L/h	35ml	0~50℃	3W
	NPC-36B	100- 230V~50/60Hz	10M	21dbA	36L/h	35ml	0~50℃	3W
Corner pump	NPC-12C	100- 230V~50/60Hz	10M	19dbA	18L/h	55ml	0~50℃	3W
	NPC-36C	100- 230V~50/60Hz	10M	21dbA	36L/h	55ml	0~50℃	3W
Tank pump	NPC-125A	230V~50/60Hz or 115V~60Hz	4M	48dbA	125L/h	1.8L	0~50℃	60W
	NPC-320A	100- 230V~50/60Hz	6M	28dbA	320L/h	1.8L	0~50℃	20W



NPC-24A/NPC-40A



NPC-12B/NPC-36B




NPC-12C/NPC-36C



NPC-125A



NPC-320A



Copper Straight Tube



Copper Coils



Copper Fitting

- Copper Coils..... 25
- Level Wound Coil & Copper capillary tube..... 26
- Copper Straight Tube..... 27
- Insulated Copper Tube..... 28
- Copper Fitting..... 29
- Copper Fitting..... 30
- Brass Fitting..... 31
- Solder & Brazing Flux..... 32

Copper Coils



Application:

- Copper coils are used mainly to transport refrigerant gas, liquids in refrigeration and air conditioning units as well as heat exchangers.

Packaging:

- Ends capped, in shrinking wrapped bag in cardboard box.

Notes:

- Other dimensions and tempers are available on request.



Refrigeration Tubes as per ASTM B280, In Coils, soft Temper

Outside Diameter		Wall Thickness	Nominal Weight(Kgs)		Packing	
Inch	mm	Inch/mm	15 Meters	15.24 Meters	Carton Dimension(cm ³)	Coil per Carton
3/16	4.76	0.03/0.76	1.28	1.30	38×38×16	15
1/4	6.35	0.03/0.76	1.78	1.81	38×38×15	10
5/16	7.94	0.032/0.81	2.43	2.46	38×38×16	10
3/8	9.52	0.032/0.81	2.96	3.01	38×38×20	10
1/2	12.70	0.032/0.81	4.04	4.11	52×52×15	5
5/8	15.88	0.035/0.89	5.60	5.69	52×52×16	5
3/4	19.05	0.035/0.89	6.79	6.90	66×66×13.5	3
7/8	22.22	0.045/1.14	10.09	10.25	66×66×13.5	3
1-1/8	28.58	0.05/1.27	14.57	14.80	74×74×13.5	2

Refrigeration Tubes as per En12735-1, In Coils, Soft Temper(R220)

Outside Diameter		Wall Thickness	Nominal Weight(Kgs)		Packing	
Inch	mm	mm	15 Meters	15.24 Meters	Carton Dimension(cm ³)	Coil per Carton
3/16	4.76	0.8	1.33	1.35	38×38×16	15
1/4	6.35	0.8	1.86	1.89	38×38×15	10
1/4	6.35	1.0	2.25	2.28	38×38×15	10
5/16	7.94 / 8	0.8	2.40 / 2.42	2.44 / 2.46	38×38×16	10
5/16	7.94 / 8	1.0	2.91 / 2.94	2.96 / 2.99	38×38×16	10
3/8	9.52 / 10	0.8	2.93 / 3.09	2.98 / 3.14	38×38×20	10
3/8	9.52 / 10	1.0	3.58 / 3.78	3.64 / 3.84	38×38×20	10
1/2	12.70	0.8	4.00	4.06	52×52×15	5
1/2	12.70 / 12	1.0	4.91 / 4.62	4.99 / 4.69	52×52×15	5
5/8	15.88 / 15	1.0	6.25 / 5.88	6.35 / 5.97	52×52×16	3
3/4	19.05 / 18	1.0	7.58 / 7.14	7.70 / 7.25	66×66×13.5	3
7/8	22.22 / 22	1.0	8.91 / 8.82	9.06 / 8.96	66×66×13.5	2

LWC (Level Wound Coil)

Application:

- TENTCOOL LWC (Level Wound Coil) copper tube is a convenient solution for manufacturers and contractors when large quantity soft tubing is required. Copper material is made of C12200 DHP and in accordance with ASTM B-743. Available in soft annealed, light annealed and hard drawn temper.

Notes:

- Other sizes can be made as per customer's request according to mutual agreement.
- Size Available: TENTCOOL LWCs are available in sizes from 4.76mm to 19.05mm depending on the wall thickness.
- Packaging: LWCs are supplied with board reels (approx. 100Kg or 150Kg each coil) on wooden pallets and shrink-wrapped in PE foil.



Outside Diameter		Wall Thickness (mm)										
Inch	mm	0.30	0.35	0.41	0.50	0.60	0.70	0.75	0.80	0.90	1.00	1.20
3/16	4.76	•	•	•	•	•	•	•	•	•	•	-
1/4	6.35	•	•	•	•	•	•	•	•	•	•	•
5/16	7.94	-	•	•	•	•	•	•	•	•	•	•
3/8	9.52	-	•	•	•	•	•	•	•	•	•	•
1/2	12.70	-	-	•	•	•	•	•	•	•	•	•
5/8	15.88	-	-	-	-	•	•	•	•	•	•	•
3/4	19.05	-	-	-	-	•	•	•	•	•	•	•

Copper Capillary Tube as Per ASTM B360

Application:

- TENTCOOL copper capillary tube is used for restrictor application in HVAC/R system.


Notes:

- Material: Copper alloy C12200.
- Specification: According to individual customer specifications.
- Packaging: Straight length in wooden boxes, Coils in carton boxes.



Outside Diameter		Inside Diameter		Wall Thickness		Weight	
Inch	mm	Inch	mm	Inch	mm	Lb/ft	Kg/M
0.072	1.830	0.026	0.660	0.0230	0.584	0.01373	0.0204
0.072	1.830	0.028	0.711	0.0220	0.558	0.01340	0.0199
0.081	2.060	0.031	0.787	0.0250	0.635	0.01705	0.0254
0.081	2.060	0.033	0.838	0.0240	0.606	0.01666	0.0248
0.087	2.210	0.036	0.914	0.0255	0.648	0.01910	0.0284
0.087	2.210	0.039	0.991	0.0240	0.606	0.01842	0.0239
0.093	2.360	0.042	1.070	0.0255	0.648	0.02096	0.0312
0.097	2.470	0.046	1.170	0.0250	0.648	0.02221	0.0331
0.099	2.510	0.049	1.240	0.0250	0.635	0.02253	0.0335
0.106	2.690	0.054	1.370	0.0260	0.660	0.02253	0.0377
0.112	2.840	0.059	1.500	0.0265	0.673	0.02760	0.0411
0.125	3.180	0.064	1.630	0.0305	0.775	0.03511	0.0522
0.125	3.180	0.070	1.780	0.0275	0.698	0.03266	0.0486
0.125	3.180	0.075	1.910	0.0250	0.635	0.03054	0.0454
0.145	3.680	0.080	2.030	0.0325	0.826	0.04453	0.0663
0.145	3.680	0.085	2.160	0.0300	0.762	0.04202	0.0625
0.145	3.680	0.090	2.290	0.0275	0.698	0.03936	0.0586
0.160	4.060	0.100	2.540	0.0300	0.762	0.04750	0.0707
0.160	4.060	0.110	2.790	0.0250	0.635	0.04111	0.0611
0.188	4.780	0.120	3.030	0.0340	0.864	0.06377	0.0949
0.188	4.780	0.130	3.300	0.0290	0.737	0.05616	0.0836
0.200	5.080	0.145	3.680	0.0275	0.698	0.05779	0.0860
0.220	5.590	0.160	4.060	0.0300	0.762	0.06943	0.1030
0.240	6.100	0.175	4.450	0.0325	0.826	0.08107	0.1210

Copper Straight Tube



Application:

- Copper tubes are used mainly to transport refrigerant gas, liquids in refrigeration and air conditioning units as well as heat exchangers.

Packaging:

- Ends Capped, Packed In Wooden / Packed In Bundle.

Notes:

- To be adjusted as per specific requirement.

Refrigeration Tubes as per EN 12735-1, Straight Lengths, Hard Temper(R290), Half Hard Temper(R250)

Outside Diameter		Wall Thickness mm	Nominal Weight (Kgs)	
Inch	mm		5.8 Meters	6 Meters
1/2	12.70	1.0	1.90	1.97
5/8	15.88	1.0	2.42	2.50
3/4	19.05	1.3	3.61	3.74
7/8	22.22	1.3	4.26	4.40
1	25.40	1.0	3.96	4.10
1-1/8	28.58	1.0	4.48	4.63
1-1/8	28.58	1.3	5.55	5.74
1-3/8	34.92	1.3	6.84	7.07
1-5/8	41.27	1.3	8.12	8.40
2-1/8	53.97	1.3	10.70	11.07
2-1/8	53.97	1.7	14.02	14.50
2-5/8	66.67	1.3	13.28	13.74
2-5/8	66.67	1.7	17.42	18.02
2-5/8	66.67	2.0	21.00	21.73
3-1/8	79.37	1.7	20.83	21.54
3-1/8	79.37	2.5	31.21	32.29
3-1/2	88.90	2.0	28.23	29.20
3-5/8	92.07	1.7	24.23	21.07
3-5/8	92.07	2.5	36.37	37.62
4-1/8	104.80	1.7	27.63	28.59
4-1/8	104.80	2.5	41.53	42.96

Refrigeration Tubes as per ASTM B280, Straight Lengths, Hard Temper

Outside Diameter		Wall Thickness		Nominal Weight(Kgs)	
Inch	mm	Inch	mm	5.8 Meters	20ft
3/8	9.52	0.030	0.76	1.08	1.12
1/2	12.70	0.035	0.89	1.71	1.77
5/8	15.88	0.040	1.02	2.46	2.55
3/4	19.05	0.042	1.07	3.12	3.23
7/8	22.22	0.045	1.14	3.90	4.04
1-1/8	28.58	0.050	1.27	5.63	5.83
1-3/8	34.93	0.055	1.40	7.62	7.88
1-5/8	41.28	0.060	1.52	9.81	10.15
2-1/8	53.98	0.070	1.78	15.09	15.61
2-5/8	66.67	0.080	2.03	21.31	22.05
3-1/8	79.38	0.090	2.29	28.67	29.66
3-5/8	92.08	0.100	2.54	36.93	38.21
4-1/8	105	0.110	2.79	46.31	47.91



Insulated Copper Tube



Application:

- TENTCOOL insulated copper tube set consists of seamless copper tube (Cu-DHP) with high quality insulation layer widely used for the installation of split air conditioners and refrigeration equipments.

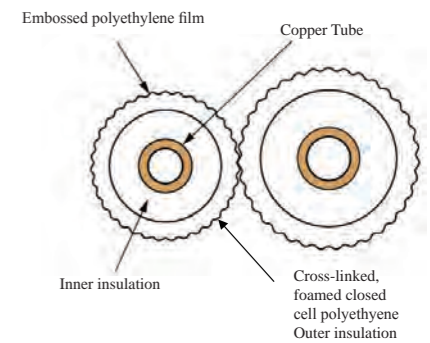
Feature:

- Copper tubes are produced according to ASTM B-280 with the temper of soft annealed.
- All sizes suitable for R-410a refrigerant and other high pressure refrigerants.

Packaging:

- Plastic bags or with carton. Specific packing are according to clients' requests.

Three-layer Insulation



Type	Copper Tube Size Diameter × Thickness	Insulating thickness mm	Length M	Ending
Single	1/4" × 0.8mm	9	3M, 4M, 20M, or on request	Brass nuts or cap
Single	3/8" × 0.8mm	9		
Single	1/2" × 0.8mm	9		
Single	5/8" × 1.0mm	9		
Single	3/4" × 1.0mm	9		
Twin Pair	1/4" × 0.8mm - 3/8" × 0.8mm	9		
Twin Pair	1/4" × 0.8mm - 1/2" × 0.8mm	9		
Twin Pair	1/4" × 0.8mm - 5/8" × 1.0mm	9		
Twin Pair	3/8" × 0.8mm - 1/2" × 0.8mm	9		
Twin Pair	3/8" × 0.8mm - 5/8" × 1.0mm	9		
Twin Pair	3/8" × 0.8mm - 3/4" × 1.0mm	9		
Twin Pair	1/2" × 0.8mm - 3/4" × 1.0mm	9		

Insulation Layer

The insulation layer is made of cross linked foam polyethylene with closed cells. The insulation is covered with embossed polyethylene film to prevent the foam creasing.

Insulation Layer

- Average Density: 33Kg/m³
- Heating conduction at 0°C ≤ 0.033W/mK
- Working temperature from -40°C until +120°C
- Vapour resistance: μ > 5000
- Water absorption ≤ 0.01g/100cm²
- Tensile strength ≥ 24.5 N/cm²

Ending with brass nuts



A/C Installation kit



Packaging



Copper Fitting

Coupling with Roll-Stop C x C



Model	O.D.Size (Inch)
NCRS-1/4	1/4"
NCRS-3/8	3/8"
NCRS-1/2	1/2"
NCRS-5/8	5/8"
NCRS-3/4	3/4"
NCRS-7/8	7/8"
NCRS-1	1"
NCRS-1-1/8	1-1/8"
NCRS-1-1/4	1-1/4"
NCRS-1-3/8	1-3/8"
NCRS-1-1/2	1-1/2"
NCRS-1-5/8	1-5/8"
NCRS-1-3/4	1-3/4"
NCRS-2-1/8	2-1/8"

90° Elbow-Short Radius C x C



Model	O.D.Size (Inch)
NESR-1/4	1/4"
NESR-3/8	3/8"
NESR-1/2	1/2"
NESR-5/8	5/8"
NESR-3/4	3/4"
NESR-7/8	7/8"
NESR-1	1"
NESR-1-1/8	1-1/8"
NESR-1-1/4	1-1/4"
NESR-1-3/8	1-3/8"
NESR-1-1/2	1-1/2"
NESR-1-5/8	1-5/8"
NESR-1-3/4	1-3/4"
NESR-2-1/8	2-1/8"

45° Elbow C x C



Model	O.D.Size (Inch)
NE-1/4	1/4"
NE-3/8	3/8"
NE-1/2	1/2"
NE-5/8	5/8"
NE-3/4	3/4"
NE-7/8	7/8"
NE-1	1"
NE-1-1/8	1-1/8"
NE-1-1/4	1-1/4"
NE-1-3/8	1-3/8"
NE-1-1/2	1-1/2"
NE-1-5/8	1-5/8"
NE-1-3/4	1-3/4"
NE-2-1/8	2-1/8"

Cap (Tube End)



Model	O.D.Size (Inch)
NC-1/4	1/4"
NC-3/8	3/8"
NC-1/2	1/2"
NC-5/8	5/8"
NC-3/4	3/4"
NC-7/8	7/8"
NC-1-1/8	1-1/8"
NC-1-3/8	1-3/8"
NC-1-5/8	1-5/8"
NC-2-1/8	2-1/8"
NC-2-5/8	2-5/8"
NC-3-1/8	3-1/8"

90° Elbow-Long Radius C x C



Model	O.D.Size (Inch)
NELR-1/4	1/4"
NELR-3/8	3/8"
NELR-1/2	1/2"
NELR-5/8	5/8"
NELR-3/4	3/4"
NELR-7/8	7/8"
NELR-1	1"
NELR-1-1/8	1-1/8"
NELR-1-1/4	1-1/4"
NELR-1-3/8	1-3/8"
NELR-1-1/2	1-1/2"
NELR-1-5/8	1-5/8"
NELR-1-3/4	1-3/4"
NELR-2-1/8	2-1/8"

Equal Tee C x C x C



Model	O.D.Size (Inch)
NET-1/4	1/4"
NET-3/8	3/8"
NET-1/2	1/2"
NET-5/8	5/8"
NET-3/4	3/4"
NET-7/8	7/8"
NET-1	1"
NET-1-1/8	1-1/8"
NET-1-1/4	1-1/4"
NET-1-3/8	1-3/8"
NET-1-1/2	1-1/2"
NET-1-5/8	1-5/8"
NET-1-3/4	1-3/4"
NET-2-1/8	2-1/8"

Copper Fitting

Suction Line (P-trap) C x C



Model	O.D.Size (Inch)
NPT-1/2	1/2"
NPT-5/8	5/8"
NPT-3/4	3/4"
NPT-7/8	7/8"
NPT-1-1/8	1-1/8"
NPT-1-3/8	1-3/8"
NPT-1-5/8	1-5/8"
NPT-2-1/8	2-1/8"
NPT-2-5/8	2-5/8"

Return Bend C x C




Model	O.D.Size (Inch)
NRB-1/4x1	1/4" x 1"
NRB-3/8x1-1/2	3/8" x 1-1/2"
NRB-3/8x4-1/2	3/8" x 4-1/2"
NRB-1/2x1-1/2	1/2" x 1-1/2"
NRB-1/2x3	1/2" x 3"
NRB-5/8x1-7/8	5/8" x 1-7/8"
NRB-5/8x2	5/8" x 2"
NRB-5/8x2-1/4	5/8" x 2-1/4"
NRB-3/4x2-1/2	3/4" x 2-1/2"
NRB-7/8x2-1/2	7/8" x 2-1/2"
NRB-1-3/8x3	1-3/8" x 3"
NRB-1-3/8x3-1/4	1-3/8" x 3-1/4"
NRB-1-3/8x4	1-3/8" x 4"
NRB-1-5/8x3-1/2	1-5/8" x 3-1/2"
NRB-1-5/8x4-1/2	1-5/8" x 4-1/2"
NRB-1-1/2x1-1/4	1-1/2" x 1-1/4"
NRB-1-1/2x1-1/8	1-1/2" x 1-1/8"

Adapter Femal C x F



Model	Nominal Size (Inch)
NFA-1/4	1/4"
NFA-3/8	3/8"
NFA-1/2	1/2"
NFA-3/4	3/4"
NFA-7/8	7/8"
NFA-1-1/8	1-1/8"
NFA-1-3/8	1-3/8"
NFA-1-5/8	1-5/8"
NFA-2-1/8	2-1/8"
NFA-2-5/8	2-5/8"
NFA-3-1/8	3-1/8"
NFA-4-1/8	4-1/8"

Adapter Male C x M



Model	O.D.Size (Inch)
NMA-1/4	1/4"
NMA-3/8	3/8"
NMA-1/2	1/2"
NMA-3/4	3/4"
NMA-7/8	7/8"
NMA-1-1/8	1-1/8"
NMA-1-3/8	1-3/8"
NMA-1-5/8	1-5/8"
NMA-2-1/8	2-1/8"
NMA-2-5/8	2-5/8"
NMA-3-1/8	3-1/8"
NMA-4-1/8	4-1/8"

Coupling Reducing C x C



Model	O.D.Size (Inch)
NRC-1/4x3/16	1/4" x 3/16"
NRC-3/8x1/4	3/8" x 1/4"
NRC-3/8x5/16	3/8" x 5/16"
NRC-1/2x1/4	1/2" x 1/4"
NRC-1/2x5/16	1/2" x 5/16"
NRC-1/2x3/8	1/2" x 3/8"
NRC-5/8x1/4	5/8" x 1/4"
NRC-5/8x3/8	5/8" x 3/8"
NRC-5/8x1/2	5/8" x 1/2"
NRC-3/4x3/8	3/4" x 3/8"
NRC-3/4x1/4	3/4" x 1/4"
NRC-3/4x1/2	3/4" x 1/2"
NRC-3/4x5/8	3/4" x 5/8"
NRC-7/8x1/4	7/8" x 1/4"
NRC-7/8x3/8	7/8" x 3/8"
NRC-7/8x1/2	7/8" x 1/2"
NRC-7/8x5/8	7/8" x 5/8"
NRC-7/8x3/4	7/8" x 3/4"
NRC-1x1/2	1" x 1/2"
NRC-1x5/8	1" x 5/8"
NRC-1x7/8	1" x 7/8"
NRC-1x3/4	1" x 3/4"
NRC-1-1/8x3/8	1-1/8" x 3/8"
NRC-1-1/8x1/2	1-1/8" x 1/2"
NRC-1-1/8x5/8	1-1/8" x 5/8"
NRC-1-1/8x3/4	1-1/8" x 3/4"
NRC-1-1/8x7/8	1-1/8" x 7/8"
NRC-1-1/8x1	1-1/8" x 1"
NRC-1-1/4x1-1/8	1-1/4" x 1-1/8"
NRC-1-3/8x3/8	1-3/8" x 3/8"
NRC-1-3/8x1/2	1-3/8" x 1/2"
NRC-1-3/8x5/8	1-3/8" x 5/8"
NRC-1-3/8x3/4	1-3/8" x 3/4"
NRC-1-3/8x7/8	1-3/8" x 7/8"
NRC-1-3/8x1-1/8	1-3/8" x 1-1/8"
NRC-1-5/8x3/4	1-5/8" x 3/4"
NRC-1-5/8x7/8	1-5/8" x 7/8"
NRC-1-5/8x1-1/8	1-5/8" x 1-1/8"
NRC-1-5/8x1-3/8	1-5/8" x 1-3/8"

Brass Fitting

Forged Brass Nut



Model	Size (Inch)
NFBN-1/4	1/4" F. SAE x ϕ 1/4" O.D.
NFBN-3/8	3/8" F. SAE x ϕ 3/8" O.D.
NFBN-1/2	1/2" F. SAE x ϕ 1/2" O.D.
NFBN-5/8	5/8" F. SAE x ϕ 5/8" O.D.
NFBN-3/4	3/4" F. SAE x ϕ 3/4" O.D.

Standard Short Nut



Model	Size (Inch)
NSSN-1/4	1/4" F. SAE x ϕ 1/4" O.D.
NSSN-5/16	5/16" F. SAE x ϕ 5/16" O.D.
NSSN-3/8	3/8" F. SAE x ϕ 3/8" O.D.
NSSN-1/2	1/2" F. SAE x ϕ 1/2" O.D.
NSSN-5/8	5/8" F. SAE x ϕ 5/8" O.D.
NSSN-3/4	3/4" F. SAE x ϕ 3/4" O.D.

Long Nut



Model	Size (Inch)
NLN-1/4	1/4" F. SAE x ϕ 1/4" O.D.
NLN-5/16	5/16" F. SAE x ϕ 5/16" O.D.
NLN-3/8	3/8" F. SAE x ϕ 3/8" O.D.
NLN-1/2	1/2" F. SAE x ϕ 1/2" O.D.
NLN-5/8	5/8" F. SAE x ϕ 5/8" O.D.
NLN-3/4	3/4" F. SAE x ϕ 3/4" O.D.

Cap Nut



Model	Size (Inch)
NCN-1/4	1/4" F. SAE x ϕ 1/4" O.D.
NCN-5/16	5/16" F. SAE x ϕ 5/16" O.D.
NCN-3/8	3/8" F. SAE x ϕ 3/8" O.D.
NCN-1/2	1/2" F. SAE x ϕ 1/2" O.D.
NCN-5/8	5/8" F. SAE x ϕ 5/8" O.D.
NCN-3/4	3/4" F. SAE x ϕ 3/4" O.D.

Union



Model	Size (Inch)
NUN-1/4	1/4" M. SAE x 1/4" M. SAE
NUN-5/16	5/16" M. SAE x 5/16" M. SAE
NUN-3/8	3/8" M. SAE x 3/8" M. SAE
NUN-1/2	1/2" M. SAE x 1/2" M. SAE
NUN-5/8	5/8" M. SAE x 5/8" M. SAE
NUN-3/4	3/4" M. SAE x 3/4" M. SAE

Union Tee



Model	Size (Inch)
NUT-1/4	1/4" M. SAE
NUT-3/8	3/8" M. SAE
NUT-1/2	1/2" M. SAE
NUT-5/8	5/8" M. SAE
NUT-3/4	3/4" M. SAE

Reducing Union



Model	Size (Inch)
NRU-3/8x1/4	3/8" M. SAE x 1/4" M. SAE
NRU-1/2x1/4	1/2" M. SAE x 1/4" M. SAE
NRU-1/2x3/8	1/2" M. SAE x 3/8" M. SAE
NRU-5/8x3/8	5/8" M. SAE x 3/8" M. SAE
NRU-5/8x1/2	5/8" M. SAE x 1/2" M. SAE
NRU-3/4x1/2	3/4" M. SAE x 1/2" M. SAE
NRU-3/4x5/8	3/4" M. SAE x 5/8" M. SAE

Elbow Union



Model	Size (Inch)
NEU-1/4	1/4" M. SAE
NEU-5/16	5/16" M. SAE
NEU-3/8	3/8" M. SAE
NEU-1/2	1/2" M. SAE
NEU-5/8	5/8" M. SAE
NEU-3/4	3/4" M. SAE

Solder & Brazing Flux



Solder

For professional brazing, soldering and welding applications.
TENTCOOL high quality solders are suitable for copper pipe joint installations and gap soldering in HVAC/R applications where no fittings are used.

Alloy	Chemical Composition	AWS A5.8 Class	Melting Range		Recommended Application
			Solidus	Liquidus	
BCu93P	Silver – 0% Copper – 92.9% Phosphorus – 7.1%	BCuP-2	1310 °F 710 °C	1475 °F 802 °C	For copper, requires medium fit-up Clearance range: 0.022 – 0.007"
BCu91PAg	Silver – 2% Copper – 91% Phosphorus – 7%	BCuP-6	1190 °F 643 °C	1450 °F 788 °C	For copper or brass Clearance range: 0.002 – 0.005"
BCu89PAg	Silver – 5% Copper – 89% Phosphorus – 6%	BCuP-3	1190 °F 643 °C	1500 °F 816 °C	For copper or brass, used to bridge gaps where close fit-up can't be maintained
BCu80PAg	Silver – 15% Copper – 80% Phosphorus – 5%	BCuP-5	1190 °F 643 °C	1480 °F 804 °C	For copper or brass, useful for wide clearance 0.002 – 0.006", good ductility
BAG30CuZn	Silver – 30% Copper – 38% Zinc – 32%	BAG-20	1250 °F 677 °C	1410 °F 766 °C	Use with ferrous and non-ferrous base metals, flow suitable for bridging gaps
BAG45CuZn	Silver – 45% Copper – 30% Zinc – 25%	BAG-5	1225 °F 663 °C	1370 °F 743 °C	General purpose filler for steel and copper alloys, melting range useful for wide clearances
BAG50CuZn	Silver – 50% Copper – 34% Zinc – 16%	BAG-6	1270 °F 688 °C	1425 °F 774 °C	Often used to braze galvanized steel but suitable for bridging gaps in other ferrous and non-ferrous metals
BAG56CuZnSn	Silver – 56% Copper – 22% Zinc – 17% Sn – 5%	BAG-7	1145 °F 618 °C	1205 °F 652 °C	For ferrous and non-ferrous alloys, often used to braze , stainless steel for food service

Brazing Flux

For brazing & soldering application.

A general purpose brazing flux, good fluidity provides excellent joint penetration, good dispensing performance and is cosmetically superior. Use with copper, brass, stainless steel, carbide and heavy parts.

Model	Type	Active Temperature	Size
FB-102	Paste	600 °C to 850 °C	1000g Jar
FB-308	Powder	600 °C to 750 °C	500g Jar





R404A



R134A



Mapp Gas

Refrigerant..... 35
Mapp Gas..... 36

Refrigerant Gas



Item	Regular Packaging Kg	ODP	GWP	Molecular Weight	Boiling Point °C	Critical Temperature °C	Critical Pressure Mpa	Purity %	Moisture Ppm	Acidity MMp	Vapor Residue Ppm
R22	30lb/13.6Kg	0.034	1700	86.47	-40.8	96.2	4.99	≥99.9	≤10	≤1	≤100
R134A	30lb/13.6Kg	0	1200	102.03	-26.1	101.1	4.05	≥99.9	≤10	≤1	≤100
R404A	24lb/10.9Kg	0	3800	97.60	-46.5	72.1	3.74	≥99.9	≤10	≤1	≤100
R407C	25lb/11.3Kg	0	1700	86.20	-43.8	87.3	4.63	≥99.9	≤10	≤1	≤100
R410A	25lb/11.3Kg	0	2000	72.58	-51.6	72.5	4.95	≥99.9	≤10	≤1	≤100
R507	25lb/11.3Kg	0	3900	98.86	-47.1	70.9	3.79	≥99.9	≤10	≤1	≤100
R600A	11lb/5.0Kg	0	3	58.12	-11.7	134.7	3.64	≥99.9	≤10	≤1	≤100
R125	ISO Tank	0	3400	120.20	-48.1	6.2	3.63	≥99.9	≤10	≤1	≤100
R141B	250Kg	0.11	0.09	116.95	-32.05	204.2	4.25	≥99.9	≤30	≤1	≤100
R142B	30lb/13.6Kg	0.430	2400	100.50	-9.8	136.5	4.15	≥99.9	≤10	≤1	≤100
R152A	ISO Tank	0	120	66.05	-24	113.3	4.52	≥99.9	≤10	≤1	≤100
R290	11lb/5.0Kg	0	0.01	44.10	-42.07	96.7	4.24	≥99.9	≤20	≤1	≤100
R32	ISO Tank	0	550	52.02	-51.7	78.3	5.81	≥99.9	≤10	≤1	≤100
R406A	30lb/13.6Kg	0.038	2060	89.86	-32.7	116.5	4.88	≥99.9	≤10	≤1	≤100
R415B	30lb/13.6Kg	0.009	530	70.20	-26.72	124.0	4.77	≥99.9	≤10	≤1	≤100
R417A	25lb/11.3Kg	0	-	106.75	-41.8	89.9	4.10	≥99.9	≤10	≤1	≤100

Refrigerant Gas

TENTCOOL is dedicated to supply refrigerant gas with top quality. Wide range and timely delivery is our advantage.

The standard package method is disposable cylinder or can type. The recycled, ton cylinder etc is also available on request.

Neutral(no brand) packing



Mapp Gas



Application:

The Mapp Gas we developed is very environment-friendly and scientific, the products of combustion are only carbon dioxide(CO2) and water, without any pollution to the environment. By using our special welding torch, the burning temperature can reach 1350 degree centigrade min.

It is fit for HVAC maintenance , installation and outdoor operation(Even if the ambient temperature is 0°C, the pressure still can reach 4.5Bar min., it can be operated normally under low temperature or on high mountains).

Notes:

- Packing: 16oz(453.6gram)/can, 12 cans/carton.
- 1*20'ft container loading: 17088cans (without pallet) & 14040cans (with pallet).

The hand torch you need...

Quick self-lighting,
braze/solder,
suit for mapp gas.



More details on page 93.



Copeland



Panasonic(Sanyo)



GMCC

Copeland.....	39
Copeland.....	40
Panasonic(Sanyo).....	41
Panasonic(Sanyo).....	42
Danfoss.....	43
Danfoss.....	44
GMCC.....	45
KONOR.....	46

Copeland Scroll Compressor For HVAC/R



ZB & ZR & ZP & VR Scroll Compressor

VR series R-22 / R-407C

Model (With "E": R407C)	HP	Displ. m ³ /h	Cooling Capacity(Kw)		Power 3Ph-50Hz-380V	Net Weight Kg	Connections	
			R407C(*1)	R22(*1)			Brazing	Brazing & Aluminium Motor
VR61KF-TFP	5.0	14.4	-	14.9	TFP	29	542	54E
VR108KS-TFP	9.0	24.9	-	26.4	TFP	63	522	52E
VR125KS-TFP	10.0	29.1	-	31.0	TFP	63	522	52E
VR144KS-TFP	12.0	33.2	-	35.0	TFP	63	522	52E
VR94KS(E)-TFP	8.0	22.1	22.3	23.3	TFP	57	522	-
VR108KS(E)-TFP	9.0	24.9	25.5	26.4	TFP	63	522	-
VR125KS(E)-TFP	10.0	29.1	29.9	31.0	TFP	63	522	-
VR144KS(E)-TFP	12.0	33.2	34.0	35.0	TFP	63	522	-
VR160KS(E)-TFP	13.0	36.4	37.6	38.4	TFP	65	522	-
VR190KS(E)-TFP	16.0	43.3	44.0	46.3	TFP	66	522	-

Note:

(*1)ARI: Evaporating 7.2°C, Condensing 54.4°C, Superheat 11K, Subcooling 8.3K

ZP series R410A

Model	HP	Displ. m ³ /h	Cooling Capacity(Kw)		Power 3Ph-50Hz-380/420V or 3Ph-60Hz-460V	Net Weight Kg
			R410A (*1)			
ZP61KCE-TFD-522	5.0	9.9	13.1		TFD	40
ZP72KCE-TFD-522	6.0	11.7	15.3		TFD	40
ZP83KCE-TFD-522	7.0	13.4	17.7		TFD	40
ZP90KCE-TFD-522	7.5	14.6	19.4		TFD	56
ZP120KCE-TFD-522	10.0	19.8	26.5		TFD	61
ZP137KCE-TFD-522	12.0	22.1	29.9		TFD	61
ZP154KCE-TFD-522	13.0	24.8	33.5		TFD	64
ZP182KCE-TFD-522	15.0	29.1	39.6		TFD	66
ZP235KCE-TWD-522	20.0	37.8	50.6		TWD	140
ZP295KCE-TWD-522	25.0	46.7	63.5		TWD	160
ZP385KCE-TWD-522	30.0	60.8	82.4		TWD	176
ZP485KCE-TWD-522	40.0	78.3	104.4		TWD	190

Note:

(*1)EN12900: Evaporating 5°C, Condensing 50°C, Superheat 10K, Subcooling 0K

Copeland Scroll Compressor For HVAC/R

ZR series R-22 / R-407C / R-134a

Model (With "E": R407C/R134a)	HP	Displ. m ³ /h	Cooling Capacity(Kw)			Power		Net Weight Kg	Brazing Connections
			R407C (*2)	R134a (*2)	R22 (*1)	1Ph-50Hz-220/240V 1Ph-60Hz-265V	3Ph-50Hz-380/420V 3Ph-60Hz-460V		
ZR28K3(E)	2.5	6.8	5.9	4.2	7.0	PFJ	TFD	25	522
ZR34K3	2.8	8.0	7.0	4.9	8.3	PFJ	TFD	26	522
ZR36K3(E)	3.0	10.9	7.5	5.3	8.9	PFJ	TFD	27	522
ZR42K3(E)	3.5	12.5	8.7	5.9	10.2	PFJ	TFD	28	522
ZR47K3(E)	4.0	14.1	9.8	6.6	11.5	PFJ	TFD	31	522
ZR61KC(E)	5.0	14.4	13.1	9.3	15.6	-	TFD	43	522
ZR72KC(E)	6.0	17.1	14.8	10.5	17.6	-	TFD	39	522
ZR81KC(E)	6.8	18.7	16.7	11.8	19.9	-	TFD	39	522
ZR94KC(E)	8.0	22.1	20.6	13.4	23.4	-	TFD	57	522
ZR108KC(E)	9.0	24.9	23.0	15.4	26.7	-	TFD	60	522
ZR125KC(E)	10.0	29.1	26.9	17.6	30.7	-	TFD	61	522
ZR144KC(E)	12.0	33.2	30.9	20.9	34.8	-	TFD	61	522
ZR160KC(E)	13.0	36.4	33.4	22.8	37.4	-	TFD	65	522
ZR190KC(E)	16.0	43.3	39.2	27.2	45.0	-	TFD	66	522
ZR250KC(E)	20.0	56.6	52.2	35.4	60.0	-	TWD	140	522
ZR310KC(E)	25.0	71.4	65.0	43.8	74.2	-	TWD	160	522
ZR380KC(E)	31.0	87.5	81.7	55.4	92.0	-	TWD	174	522

Note:

(*1)ARI: Evaporating 7.2°C, Condensing 54.4°C, Superheat 11K, Subcooling 8.3K

(*2)EN12900: Evaporating 5°C, Condensing 50°C, Superheat 10K, Subcooling 0K

ZB series R-22 / R-404A / R-134a

Model (With "E": R404A)	HP	Displ. m ³ /h	Power		Net Weight Kg
			1Ph-50Hz-220/240V 1Ph-60Hz-265V	3Ph-50Hz-380/420V 3Ph-60Hz-460V	
ZB15KQ(E)-558	2.0	5.9	PFJ	TFD	23
ZB19KQ(E)-558	2.5	6.8	PFJ	TFD	25
ZB21KQ(E)-558	3.0	8.6	PFJ	TFD	27
ZB26KQ(E)-558	3.5	9.9	PFJ	TFD	28
ZB29KQ(E)-558	4.0	11.4	-	TFD	33
ZB38KQ(E)-558	5.0	14.5	-	TFD	38
ZB45KQ(E)-558	6.0	17.2	-	TFD	40
ZB48KQ(E)-558	7.0	19.8	-	TFD	59
ZB58KQ(E)-551/550	8.0	22.1	-	TFD	60
ZB66KQ(E)-551/550	9.0	25.7	-	TFD	60
ZB76KQ(E)-551/550	10.0	28.8	-	TFD	65
ZB88KQ-551/550	12.0	33.2	-	TFD	65
ZB95KQ(E)-551	13.0	35.6	-	TFD	103
ZB114KQ(E)-551	15.0	42.1	-	TFD	112

Panasonic(Sanyo) Scroll Compressor For Air Conditioner



C-SB & C-SC Series Scroll Compressor

R22 Series (3Phase, 60Hz, 208-230V)

Model	HP	Displ. m ³ /h	60Hz		
			Capacity(W)	Input Power(W)	COP
C-SB263H6B	3.5	55.7	11900	3700	3.22
C-SB303H6B	4.0	66.8	14400	4400	3.27
C-SB353H6B	4.5	77.4	16800	5110	3.29
C-SB373H6B	5.0	83.2	18100	5450	3.32
C-SB453H6B	6.0	100.0	21300	6550	3.25
C-SBR235H36A	7.0	110.2	23300	7100	3.28
C-SC603H6H	8.0	131.9	29600	8940	3.31
C-SC753H6H	10.0	171.2	37000	11010	3.36
C-SC903H6H	12.0	205.4	43200	13710	3.15

ARI: Evaporating 7.2°C, Condensing 54.4°C, Superheat 11K, Subcooling 8.3K

R407C Series (3Phase, 60Hz, 208-230V)

Model	HP	Displ. m ³ /h	60Hz		
			Capacity(W)	Input Power(W)	COP
C-SBN263H6B	3.5	55.7	12000	4210	2.85
C-SBN303H6A	4.0	66.8	14400	4710	3.06
C-SBN353H6B	4.5	77.4	16800	5600	3.00
C-SBN373H6A	5.0	83.2	18000	5840	3.08
C-SBN453H6A	6.0	100.0	21500	7050	3.05

ARI: Evaporating 7.2°C, Condensing 54.4°C, Superheat 11K, Subcooling 8.3K

R410A Series (3Phase, 60Hz, 208-230V)

Model	HP	Displ. m ³ /h	60Hz		
			Capacity(W)	Input Power(W)	COP
C-SBP120H39B	3.5	39.9	11800	4210	2.80
C-SBP140H39B	4.0	46.4	14000	4830	2.90
C-SBP160H39B	4.6	51.8	15800	5450	2.90
C-SBN373H9F	5.0	55.7	16900	5710	2.96
C-SBP205H39B	6.0	66.8	19900	6630	3.00
C-SBP235H39B	7.0	77.4	23900	7890	3.03

ARI: Evaporating 7.2°C, Condensing 54.4°C, Superheat 11K, Subcooling 8.3K

Panasonic(Sanyo) Scroll Compressor For Air Conditioner

R22 Series (3Phase, 50Hz, 380-415V / 3Phase, 60Hz, 440-460V)

Model	HP	Displ. m ³ /h	50Hz			60Hz		
			Capacity(W)	Input Power(W)	COP	Capacity(W)	Input Power(W)	COP
C-SB263H8A	3.5	55.7	9600	3100	3.10	11800	3700	3.19
C-SB303H8A	4.0	66.8	11800	3650	3.23	14400	4400	3.27
C-SB353H8A	4.5	77.4	13500	4250	3.18	16700	5090	3.28
C-SB373H8A	5.0	83.2	14500	4550	3.19	17900	5540	3.23
C-SB453H8A	6.0	100.0	17700	5430	3.26	21500	6640	3.24
C-SBR235H38A	7.0	110.2	19200	6000	3.20	23200	7100	3.27
C-SC603H8H	8.0	137.0	24500	7400	3.31	29600	9000	3.29
C-SC753H8H	10.0	171.2	30600	9050	3.38	36900	11110	3.32
C-SC903H8H	12.0	205.4	36100	10910	3.31	-	-	-

ARI: Evaporating 7.2°C, Condensing 54.4°C, Superheat 11K, Subcooling 8.3K

R407C Series (3Phase, 50Hz, 380-415V / 3Phase, 60Hz, 440-460V)

Model	HP	Displ. m ³ /h	50Hz			60Hz		
			Capacity(W)	Input Power(W)	COP	Capacity(W)	Input Power(W)	COP
C-SBN263H8A	3.5	55.7	9600	3350	2.87	11800	4110	2.87
C-SBN303H8A	4.0	66.8	11600	3800	3.05	14600	4610	3.17
C-SBN353H8A	4.5	77.4	13400	4610	2.91	16500	5590	2.95
C-SBN373H8A	5.0	83.2	14500	4950	2.93	17800	5950	2.99
C-SBN453H8A	6.0	100.0	17600	5810	3.03	21300	7010	3.04
C-SBS235H38A	7.0	110.2	19500	6290	3.10	23400	7550	3.10
C-SCN603H8H	8.0	137.0	24500	7750	3.16	29100	9450	3.08
C-SCN753H8H	10.0	171.2	29900	9340	3.20	35900	11510	3.12
C-SCN903H8H	12.0	205.4	34900	11290	3.09	-	-	-

ARI: Evaporating 7.2°C, Condensing 54.4°C, Superheat 11K, Subcooling 8.3K

R410A Series (3Phase, 50Hz, 380-415V / 3Phase, 60Hz, 440-460V)

Model	HP	Displ. m ³ /h	50Hz			60Hz		
			Capacity(W)	Input Power(W)	COP	Capacity(W)	Input Power(W)	COP
C-SBN233H8E	3.0	35.0	8600	-	-	-	-	-
C-SBN263H8D	3.5	37.5	8850	3550	2.49	11600	4200	2.76
C-SBN303H8D	4.0	39.9	9800	3660	2.68	12200	4250	2.87
C-SBN353H8D	4.5	51.8	13000	4640	2.80	16200	5460	2.97
C-SBN373H8D	5.0	55.7	14100	4750	2.97	17100	5610	3.05
C-SBN453H8D	6.0	66.8	16400	5750	2.85	20300	6740	3.01
C-SBN523H8D	7.0	77.4	19200	6760	2.84	23400	7850	2.98

ARI: Evaporating 7.2°C, Condensing 54.4°C, Superheat 11K, Subcooling 8.3K

Danfoss Compressor For HVAC/R

Danfoss Compressor For HVAC/R



Performer & Maneurop Compressor

Maneurop - MT Series
R22
Reciprocating Type

Model	TR	Power	
MT18-5VM	1.5	1Ph-50Hz-230V	
MT22-5VM	1.8		
MT28-5VM	2.3		
MT32-5VM	2.7		
MT36-5VM	3.0		
MT40-5VM	3.3		
MT44-5VM	3.7		
MT50-5VM	4.2		
MT18-4VM	1.5		3Ph-50Hz-380/400V & 3Ph-60Hz-460V
MT22-4VM	1.8		
MT28-4VM	2.3		
MT32-4VM	2.7		
MT36-4VM	3.0		
MT40-4VM	3.3		
MT44-4VM	3.7		
MT50-4VM	4.2		
MT56-4VM	4.7		
MT64-4VM	5.3		
MT72-4VM	6.0		
MT80-4VM	6.7		
MT100-4VM	8.3		
MT125-4VM	10.4		
MT144-4VM	12.0		
MT160-4VM	13.3		

Maneurop - MTZ Series
R407C/R404A/R134a/R507
Reciprocating Type

Model	TR	Power	
MTZ18-5VM	1.5	1Ph-50Hz-230V	
MTZ22-5VM	1.8		
MTZ28-5VM	2.3		
MTZ32-5VM	2.7		
MTZ36-5VM	3.0		
MTZ40-5VM	3.3		
MTZ44-5VM	3.7		
MTZ50-5VM	4.2		
MTZ18-4VM	1.5		3Ph-50Hz-380/400V & 3Ph-60Hz-460V
MTZ22-4VM	1.8		
MTZ28-4VM	2.3		
MTZ32-4VM	2.7		
MTZ36-4VM	3.0		
MTZ40-4VM	3.3		
MTZ44-4VM	3.7		
MTZ50-4VM	4.2		
MTZ56-4VM	4.7		
MTZ64-4VM	5.3		
MTZ72-4VM	6.0		
MTZ80-4VM	6.7		
MTZ100-4VM	8.3		
MTZ125-4VM	10.4		
MTZ144-4VM	12.0		
MTZ160-4VM	13.3		

Maneurop - NTZ Series
R404A/R507
Reciprocating Type

Model	TR	Power
NTZ048A4LR1A	2.3	3Ph-50Hz-380/400V & 3Ph-60Hz-460V
NTZ068A4LR1A	3.3	
NTZ096A4LR1A	4.7	
NTZ108A4LR1A	5.3	
NTZ136A4LR1A	6.7	
NTZ215A4LR1A	10.4	
NTZ271A4LR1A	13.3	

ARI: Evaporating 7.2°C, Condensing 54.4°C, Superheat 11K, Subcooling 8.3K

Performer - SM/SY Series
R22
Scroll Type

Model	TR	Power
SM084S4VC	7.0	3Ph-50Hz-380/400V & 3Ph-60Hz-460V
SM090S4VC	7.5	
SM100S4VC	8.0	
SM110S4VC	9.0	
SM112A4ALB	9.5	
SM120S4VC	10.0	
SM124A4ALB	10.0	
SM147A4ALB	12.0	
SM148T4VC	12.0	
SM161T4VC	13.0	
SM185S4CC	15.0	3Ph-60Hz-380V
SY240A4CBD	20.0	
SY300A4CBC	25.0	
SY380A4CBE	30.0	
SM084S9VC	7.0	
SM090S9VC	7.5	
SM100S9VC	8.0	
SM110S9VC	9.0	
SM112A9ALB	9.5	
SM120S9VC	10.0	
SM124A9ALB	10.0	
SM147A9ALB	12.0	
SM148T9VC	12.0	
SM161T9VC	13.0	
SM185S9CC	15.0	
SY240A9CBD	20.0	
SY300A9CBC	25.0	
SM084S3VC	7.0	3Ph-60Hz-200/230V
SM090S3VC	7.5	
SM100S3VC	8.0	
SM110S3VC	9.0	
SM120S3VC	10.0	
SM124A3ALB	10.0	
SM147A3ALB	12.0	
SM148T3VC	12.0	
SM161T3VC	13.0	
SM185S3CC	15.0	
SY240A3CBD	20.0	
SY300A3CBC	25.0	
SM090S6VC	7.5	3Ph-50Hz-230V

Performer - SZ Series
R134a, R407C
Scroll Type

Model	TR	Power
SZ084S4VC	7.0	3Ph-50Hz-380/400V & 3Ph-60Hz-460V
SZ090S4VC	7.5	
SZ100S4VC	8.0	
SZ110S4VC	9.0	
SZ120S4VC	10.0	
SZ147A4ALB	12.0	
SZ148T4VC	12.0	
SZ161T4VC	13.0	
SZ185S4CC	15.0	
SZ240A4CBE	20.0	
SZ300A4CBB	25.0	
SZ380A4CBE	30.0	3Ph-60Hz-380V
SZ084S9VC	7.0	
SZ090S9VC	7.5	
SZ100S9VC	8.0	
SZ110S9VC	9.0	
SZ120S9VC	10.0	
SZ148T9VC	12.0	
SZ161T9VC	13.0	
SZ185S9CC	15.0	
SZ240A9CBB	20.0	
SZ300A9CBE	25.0	
SZ084S3VC	7.0	3Ph-60Hz-200/230V
SZ090S3VC	7.5	
SZ100S3VC	8.0	
SZ110S3VC	9.0	
SZ120S3VC	10.0	
SZ148T3VC	12.0	
SZ161T3VC	13.0	
SZ185S3CC	15.0	
SZ240A3CBB	20.0	
SZ300A3CBE	25.0	
SZ110S6VC	9.0	3Ph-50Hz-230V
SZ185S7_	15.0	3Ph-50Hz-500V & 3Ph-60Hz-575V
SZ240A7CBI	20.0	

Performer - SH Series
R410A
Scroll Type

Model	TR	Power	
SH090A4ALC	7.5	3Ph-50Hz-380/400V & 3P-60Hz-460V	
SH105A4ALC	9.0		
SH120A4ALC	10.0		
SH140A4ALC	12.0		
SH161A4ALC	13.0		
SH184A4ALC	15.0		
SH180B4ABE	15.0		
SH240A4ABE	20.0		
SH295A4AB_	25.0		
SH380A4ABB	30.0		
SH485A4AB_	40.0	3Ph-60Hz-380V	
SH090A9ALC	7.5		
SH105A9ALC	9.0		
SH120A9ALC	10.0		
SH140A9ALC	12.0		
SH161A9ALC	13.0		
SH184-9	15.0		
SH180A9ABC	15.0		
SH240A9ABC	20.0		
SH300A9ABC	25.0		
SH380A9ABB	30.0		
SH485A9AB_	40.0	3Ph-60Hz-200/230V	
SH090A3ALC	7.5		
SH120A3ALC	10.0		
SH140A3ALC	12.0		
SH184A3ALC	15.0		
SH120-6	10.0		3Ph-50Hz-230V
SH120-7	10.0		3Ph-50Hz-500V & 3Ph-60Hz-575V
SH240-7	20.0		
SH300-7	25.0		

ARI: Evaporating 7.2°C, Condensing 54.4°C, Superheat 11K, Subcooling 8.3K

GMCC Rotary Compressor For Air Conditioner



GMCC

Rotary Compressor For Air Conditioner

R-22, 1φ-50Hz-220/240V

Model	BTU	Displ. cm ³ /rev	Cooling		Power		COP	Capacitor uF/V	Height mm	Discharge Pipe I.D. mm	Suction Pipe I.D. mm	Pcs/Pallet
			W	Btu/h	W	W/W						
HSM150V1UFZ	9K	15.1	2665	9093	815	3.27	25/370	292	8.1	12.9	80	
HSM165V3UDZ	9K	16.4	2870	9792	910	3.15	30/370	292	8.1	9.8	80	
PH165X1C-4DZDE2	9K	16.5	2810	9588	920	3.05	25/370	285	8.2	9.8	80	
HSM215V4UFTA	12K	21.4	3720	12693	1155	3.22	40/370	300	8.1	12.9	60	
PH290M2C-4FT1	18K	29.1	5100	17401	1645	3.10	35/370	311	9.8	12.9	60	
PH370G2CS-4MU1	22K	37.0	6650	22690	2065	3.22	50/400	324	9.8	16.2	48	
PH400G2CS-4KU1	24K	39.8	7015	23935	2260	3.10	50/400	354	9.8	12.9	48	
PH420G2CS-4KU1	25K	42.3	7420	25317	2390	3.10	50/400	354	9.8	12.9	48	

R-22, 1φ-60Hz-208/230V

Model	BTU	Displ. cm ³ /rev	Cooling		Power		COP	Capacitor uF/V	Height mm	Discharge Pipe I.D. mm	Suction Pipe I.D. mm	Pcs/Pallet
			W	Btu/h	W	W/W						
PH130M1C-3DZDU1	9K	13.1	2660	9076	850	3.13	30/370	270	6.5	9.8	80	
PH160G1C-3DZDU1	12K	16.0	3280	11191	1015	3.23	35/370	285	8.2	9.8	80	
PH180G1C-3FTU2	13K	18.1	3795	12949	1225	3.10	35/400	294	8.2	12.9	60	
PH240M2C-3FTU1	18K	23.9	5005	17077	1575	3.18	40/370	292	8.2	12.9	60	
PH330G2C-3MUU1	24K	32.8	7040	24020	2215	3.18	55/400	297	9.8	16.2	48	

R410A, 1φ-50Hz-220/240V

Model	BTU	Displ. cm ³ /rev	Cooling		Power		COP	Capacitor uF/V	Height mm	Discharge Pipe I.D. mm	Suction Pipe I.D. mm	Pcs/Pallet
			W	Btu/h	W	W/W						
PA108M1C-4DZDE2	9K	10.8	2570	8769	860	2.99	25/370	279	8.1	9.8	80	
PA145G1C-4FT1	12K	14.7	3600	12283	1225	2.94	25/370	279	8.1	9.8	60	
PA215M2CS-4KU	18K	21.4	5255	17930	1790	2.94	50/370	340	8.1	12.9	60	
PA270G2CS-4MU1	24K	27.0	6830	23304	2285	2.99	60/400	344	9.8	16.2	48	

R410A, 1φ-60Hz-208/230V

Model	BTU	Displ. cm ³ /rev	Cooling		Power		COP	Capacitor uF/V	Height mm	Discharge Pipe I.D. mm	Suction Pipe I.D. mm	Pcs/Pallet
			W	Btu/h	W	W/W						
ASN89N1UDZ	9K	8.9	2700	9212	870	3.10	25/370	251	8.1	9.8	80	
PA118M1C-3FZU	12K	11.8	3390	11567	1125	3.01	35/370	279	8.1	12.9	80	
PA170M2C-3ETU	18K	17.1	5025	17145	1690	2.97	40/370	303	9.8	12.9	60	
PA240M2C-3MTU2	24K	23.9	7105	24242	2370	3.00	55/370	322	9.8	16.2	60	

KONOR



Refrigerator Compressor

R134a Commercial Series

Test Condition: Evaporating temperature: 7.2 C, Condensing temperature: 54.4 C

Model	Displ. cm ³ /rev	Power HP	Application condition	Motor type	Vol./Freq.	Cooling capacity	Input power(RC)	COP	Cooling	Certificate
					V/Hz	W	W	W/W		
GQR60TG	6.0cc	1/5HP	HBP	CSIR	220-240V/50Hz	520W	260W	2.00	F	CCC,TUV
					220-240V/60Hz	620W	295W	2.10	F	CCC,TUV
GQR80TG	8.1cc	1/4HP	HBP	CSIR	220-240V/50Hz	730W	340W	2.15	F	CCC,TUV
					220-240V/60Hz	820W	373W	2.20	F	CCC,TUV
GQR90TG	9.1cc	1/4HP	HBP	CSIR	220-240V/50Hz	830W	377W	2.20	F	CCC,TUV
					220-240V/60Hz	930W	423W	2.20	F	CCC,TUV
GQR99TB	9.9cc	1/4HP	HBP	CSIR	220-240V/50Hz	890W	445W	2.00	F	CCC, TUV
					220-240V/60Hz	1120W	533W	2.10	F	CCC,VDE
GP12TG	11.8cc	3/8HP	HBP	CSIR	220-240V/50Hz	1300W	590W	2.20	F	CCC,VDE
					220-240V/60Hz	320W	256W	1.25	F	CCC, VDE
GPY12AF	11.8cc	1/3HP	LBP	CSIR	200-240V/50Hz	400W	308W	1.30	F	CCC, VDE
					200-240V/60Hz	400W	308W	1.30	F	CCC, VDE
GPY16AF	16.2cc	3/8HP	LBP	CSIR	200-240V/50Hz	315W	252W	1.25	F	CCC, VDE
					115V/60Hz	640W	400W	1.60	F	CCC,TUV
GP12AD	11.8cc	1/4HP	LBP	CSIR	220-240V/50Hz	760W	466W	1.63	F	CCC,TUV
					220-240V/60Hz	760W	466W	1.63	F	CCC,TUV
GP12MG	11.8cc	5/8HP	MBP	CSIR	220-240V/50Hz	760W	466W	1.65	F	ETL
					115V/60Hz	850W	548W	1.55	F	CCC,TUV
GP12MD	11.8cc	5/8HP	MBP	CSIR	220-240V/50Hz	950W	613W	1.55	F	CCC,TUV
					220-240V/60Hz	950W	613W	1.55	F	CCC,TUV
GP16MG	16.2cc	5/8HP	MBP	CSIR	220-240V/50Hz					
					220-240V/60Hz					

R134a Range for Refrigerator/Freezer

Test Condition: Evaporating temperature: -23.3 C, Condensing temperature: 54.4 C

Model	Displ. cm ³ /rev	Power HP	Application condition	Motor type	Vol./Freq.	Cooling capacity	Input power(RC)	COP	Cooling	Certificate
					V/Hz	W	W	W/W		
GQY90AA	9.1cc	1/4HP	LBP	RSIR	220-240V/50Hz	245W	188W	1.30	ST	CCC,VDE
GQY99AA	9.9cc	1/4HP	LBP	RSIR	220-240V/50Hz	270W	208W	1.30	ST	CCC,VDE
GQY80AG	8.1cc	1/4HP	LBP	RSIR	220-240V/50Hz	220W	169W	1.30	ST	CCC
					220-240V/60Hz	245W	180W	1.36	ST	CCC
GQY90AG	9.1cc	1/4HP	LBP	RSIR	220-240V/50Hz	290W	216W	1.34	ST	CCC
					220-240V/60Hz	145W	104W	1.40	ST	-
GQY45AD	4.5cc	1/8HP	LBP	RSIR	115V/60Hz	180W	129W	1.40	ST	-
GQY55AD	5.5cc	1/6HP	LBP	RSIR	115V/60Hz	205W	147W	1.40	ST	-
GQY70AD	6.6cc	1/5HP	LBP	RSIR	115V/60Hz	115W	105W	1.10	ST	CCC,VDE
GQR45AA	4.6cc	1/8HP	LBP	RSIR	220-240V/50Hz	140W	117W	1.25	ST	CCC,VDE
GQR60AA	6.0cc	1/6HP	LBP	RSIR	220-240V/50Hz	160W	139W	1.15	ST	CCC,VDE
GQR70AA	6.6cc	1/5HP	LBP	RSIR	220-240V/50Hz	195W	156W	1.25	ST	CCC,VDE
GQR80AA	8.1cc	1/4HP	LBP	RSIR	220-240V/50Hz	220W	157W	1.40	ST	CCC,VDE
GQR90AA	9.1cc	1/4HP	LBP	RSIR	220-240V/50Hz	115W	105W	1.10	ST	CCC
GQR45AG	4.6cc	1/8HP	LBP	RSIR	220-240V/50Hz	128W	119W	1.08	ST	CCC
					220-240V/60Hz	140W	117W	1.20	ST	CCC
GQR60AG	6.0cc	1/6HP	LBP	RSIR	220-240V/50Hz	165W	114W	1.45	ST	CCC
					220-240V/60Hz	160W	139W	1.15	ST	CCC
GQR70AG	6.6cc	1/5HP	LBP	RSIR	220-240V/50Hz	195W	134W	1.45	ST	CCC
					220-240V/60Hz	195W	150W	1.30	ST	CCC
GQR80AG	8.1cc	1/5HP	LBP	RSIR	220-240V/50Hz	240W	171W	1.40	ST	CCC
					220-240V/60Hz	220W	163W	1.35	ST	CCC
GQR90AG	9.1cc	1/5HP	LBP	RSIR	220-240V/50Hz	260W	179W	1.45	ST	CCC
					220-240V/60Hz	260W	179W	1.45	ST	CCC



Fan Coil Thermostats



Pressure Sensors



Valve

- Universal Control System..... 49
- Universal Remote Controller..... 50
- Fan Coil Thermostats..... 51
- Valve..... 52
- Pressure Sensors & Temperature Sensors..... 53
- Electric Control Box & Data Logger..... 54
- Digital Thermometer..... 55
- Digital Temperature Controller..... 56

Universal Remote Controller



KT-B01



KT-e08



KT-B03



KT-1000



KT-e01



KT-e02



KT-628



KT-Dot1



KT-e03



KT-e05



KT-4000



KT-N828



KT-528



Q-008E



Q-12E



K-1010E



Q-001E



K-1018E



K-1028E



K-1038E



K-9098E



K-100ES



K-1020E



K-2012E



K-990ES



K-1000E



K-100E



K-1068E



K-108ES



Q-988E



K-209ES




KT-208II




K-9099E

Universal Control System



QD-U03C+

- Auto restart
- Double sensors
- Outdoor fan controlled independently



QD-U03A+

- 3 fan speed
- Colorful Plug
- Special for tappe-winding motor



QD-U02B+

- 3 fan speed
- Luxury receiver
- Transformer plug




QD-U01A

- IR remote control
- Special for window A/C
- Nixie tube temperature display



QD-U05PG+

- Double sensors
- High-power output
- Steplless speed regulation fan



QD-U08PGC

- PG motor
- Digital temperature display
- Outdoor fan controlled independently




QD-U11A

- Auto restart
- LED temperature display
- Outdoor fan controlled independently



QD-U12A

- Auto restart
- Large LCD display panel
- High production technique



QD-U20A

- Large LCD
- RF remote control
- Split and floor-standing A/C available

Fan Coil Thermostats



AC801A



AC801B



AC801C



AC330



AC808



AC811



AC208



AC209



AC210



T15FCT-4



AC809



SRW-02Y, SRJ02A-C4

Valve



V2016 Stainless Motorized Valve

- Valve body: Forged Brass
- Sealing Material: Nitrile-butadiene Rubber
- Drive Chassis: Stainless Steel
- Drive Cover: Aluminum Alloy



V4016 Three-lin Motorized Valve

- Rated Voltage: AC220V, 110V, 24V
- Power: 6W
- Drive Mode: Bi-directional reversible motor
- Liquid Temperature: 1~95 °C



V6016 Switch-Mode Motorized Valve

- Valve Body: Forged Brass
- Power: 7W
- Drive single direction reversible motor drive
- Liquid Temperature: 2~94 °C



V8016 Three-line Motorized Valve

- Valve Body: Forged Brass
- Liquid Temperature: 2~95 °C
- Voltage: AC220V, 50/60Hz
- Pressure: <2.5MPa




DV220 Motorized Ball Valve

- Control Characteristic Motor-driven Return
- Motor: Bi-directional synchronous motor
- Running Time: 15s (on~off)
- Nominal Pressure: 1.6MPa



V8018 Motorized Valve

- Smart size
- With manual Switch
- 2-wire, or 1-wire on/off control
- Consumption≤4W



QB02 Motorized Valve

- With manual switch
- Position Indicator
- 2-wire on/off control



VB03A Modulating Actuator

- PID modulating
- With Manual Switch
- Position Indicator



VB3000 Series Copper Valve

- Medium Temperature: -10 °C~+100 °C
- Diameter: DN15~DN65
- Flow Coefficient: 10KV~63KV
- Pressure: 16Bar



VB7000 Series Iron Cast Valve

- Medium Temperature: -10 °C~+100 °C
- Diameter: DN80~DN200
- Flow Coefficient: 100KV~630KV
- Pressure: 16Bar



ELVA Static Balancing Valve

- Diameter: DN20~DN50
- Connection: Thread DIN2999
- Max Work Pressure: PN16
- Fluid Error: ±5%



ELVA Static Balancing Valve

- Diameter: DN65~DN150
- Connection: Thread DIN2999
- Max Work Pressure: PN16
- Fluid Error: ±5%

Pressure Sensors & Temperature Sensors



PT3050 Air-condition pressure transmitter

Application:

PT3050 series pressure transmitter adopts advantaged piezoresistance sensor technology, many sensor chips to choose, stainless steel structure. Various signal output, widely pressure range measurement, perfect long term stability. They are suitable to application in areas where need precision measurement for fluid pressure. It applied in agricultural chemical equipment, refrigeration and HVAC systems, hydraulic pressure system, gas tank pressure monitoring, coolant pressure measuring and etc.

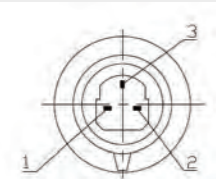
Features:

- Various industrial signals optional.
- Many electrical connectors to choose.
- Compact design, economic cost.
- Good long term stability.
- Easy to install.

Specification:

- Ranges: -1~0~800bar.
- Output: 4-20mA; 0-5V, 0.5-4.5V.
- Accuracy: 0.5%FS; 1.0%FS.
- Overload: 1.5FS.
- Nonlinearity: 0.2%FS.
- Reliability: 0.2%FS.
- Voltage: 12~36VDC; 5VDC; 10VDC.
- Operating temperature: -20~100 °C.
- Temperature compensation: -10~75 °C.
- Material: 316SS.
- Electrical connector: Packard connector, M12, thread connector and etc..
- Pressure connector: G1/2, G1/4, 1/2NPT, 1/4NPT or customer design.

Electrical connector

Electric Connector Type	Output Signal	Function	Color	Code
Packard connector Code E 	0-5V, 0.5-4.5V, 1-5V	E+	Red	1.0
		E-/S-	Yellow	2.0
		S+	Green	3.0
	4-20mA	E+	Red	1
		S	Yellow	2
		Blank	-	3

Temperature Sensors



Electric Control Box

ECB-5080

- Double-screen display.
- Double sensors.
- Manage and control compressor and defroster separately.
- Auto and manual control optional.
- Defrosting over temperature protection.
- Compressor start – up delay protection: 0 to 120 minutes.
- Power supply: 3-phase 380VAC / 50Hz.
- Temperature range: -50 to +50 °C.

- Temperature control range: -50 to +50 °C.
- Accuracy: ± 1 °C.
- Resolution: 0.1 °C.
- Crank heating.
- Max. capacity of compressor: 11 kW.
- Max. capacity of defroster: 11 kW.
- Temperature control range: -50 to +50 °C.
- Accuracy: ± 1 °C.



ECB-30

- Double sensors.
- Control three – load synchronously.
- Thermal and electric function for compressor.
- Auto and manual control function.
- Compressor start – up delay adjustable.
- Power supply: 3-phase 380VAC / 50Hz.
- Temperature range: -50 to +50 °C.
- Sensor error alarm and alarm when exceeding the temperature limits functions

- Temperature control range: -50 to +50 °C.
- Accuracy: ± 1 °C.
- Resolution: 0.1 °C.
- Max. capacity of compressor: 11 kW.
- Max. capacity of defroster: 11 kW.
- Max. capacity of fan: 4 kW.
- Compressor start – up delay protection: 0 to 9 minutes (adjustable).



Data Logger

RC-4 / RC-4HA / RC-4HC

- Automatically detect temperature/humidity and upload data.
- Automatically generate report.
- Resolution: 0.1 °C / 0.1 % RH.
- Temperature accuracy: ± 0.6 °C (-20 to +50°C) ± 1.2 °C at others.
- Humidity accuracy: ± 3 % RH (20 to 90 %) ± 5 % RH at others.
- Humidity record capacity:
 - RC-HA: 8000
 - RC-HC: 16000

- Large LCD display.
- USB interface.
- Temperature range: -40 to +85 °C.
- Record interval: 10s to 24hr adjustable.
- Sensor: internal NTC thermal resistor.
- Temperature record capacity:
 - RC-4: 16000
 - RC-4HA: 8000
 - RC-4HC: 16000



RC-5

- Automatically detect temperature and upload data.
- Automatically generate report.
- Record capacity: 32000 points (max.).
- Temperature range: -30to +70 °C.
- Resolution: 0.1 °C.

- Record interval: 10s to 24hr adjustable.
- Sensor: internal NTC thermal resistor.
- Temperature accuracy: ± 1 °C.
- Large LCD display.
- USB interface.



Digital Thermometer



BT-3



DT-1



DT-2



DT-3



ST-1



ST-2



ST-3



ST50



WT-1



WT-2



WT-5



WT-6



DST-1



PT1005



RF221



T-09G

Digital Temperature Controller



STC-1000



STC-8080H



STC-9200



STC-9600



ETC-60HT



ETC-200+



ETC-902



ETC-3000



ETC-66



MTC-6050/6060



STC-600



TPM-910+/920



ETC-961



ETC-974



TPM-10



TPM-10F




TPM-30




ETC-512B



EK-3010/3020/3021/3030



Condenser



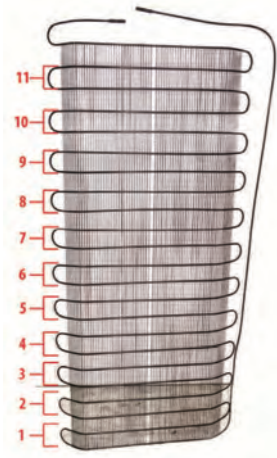
Evaporator



Evaporator

Condenser..... 59
 Evaporator..... 60

Condenser



Model	HP	LENGTH(A)	WIDTH	U-BENDS NOS.	ROWS.	WIHE QTY		WIRE LENGTH
						485	425	
BC01	1/3HP	1150	485&425	12	24	126	108	1160
BC02	1/4HP	1050	485&425	11	22	126	108	1060
BC03	1/5HP	950	485&425	10	20	126	108	960
BC04	1/6HP	850	485&425	9	18	126	108	860
BC05	1/7HP	750	485&425	8	16	126	108	760
BC06	1/8HP	650	485&425	7	14	126	108	660
BC07	1/9HP	560	485&425	6	12	126	108	560
BC08	1/10HP	550	485&425	5	10	126	108	460
BC09	1/12HP	350	485&425	4	8	126	108	360

Other Types




BC013



BC017



BC020




BC021



BC022



BC026



BC030



BC047



BC052



BC053



BC061



BC068



BC069



BC078



BC079



BC080

Evaporator

Feature:

- Raw material:al-plate:finished.
- Products thickness:1.1~2.0mm.
- Raw material al plate thickness:1.4~2.5mm.
- Technical Standards:Can produce according to the drawing, or sample supplied by clients,also can help the clients. design and produce different models of roll bond evaporator.

Structure:

- Double side rollbond evaporator.
- Single side rollbond evaporator.
- Part single side rollbond evaporator.



Model	BE01	BE02	BE03	BE04	BE05	BE06	BE07	BE08	BE09	BE10	BE11	BE12
Size	400x300	450x350	500x400	760x240	782x445	924x476	1285x295	1450x350	1450x600	1000x280	1000x500	1800x400

Other Types



BE007



BE008



BE009



BE010



BE011



BE012



BE013



BE014



BE015

FANS & MOTORS

FANS & MOTORS



Fan



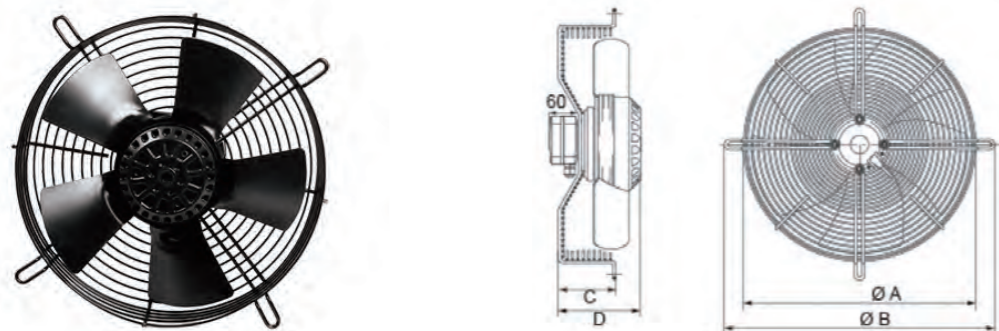
Freezer fan motor



AC motor

- Axial Fan..... 63
- Shaded Pole Motor..... 64
- Accessories For Shaded Pole Motor..... 65
- Centrifugal Fan & Circular Duct Fan..... 66
- AC Motor..... 67
- AC Motor..... 68
- AC Axial Fan..... 69
- C-Frame Evaporator Motor..... 70

Axial Fan



Model	Voltage	Frequency	Current	Input Power	Speed	Max.Air Volume	Capacitor	Noise	A	B	Grid (mm)	
	V	Hz	A	W	RPM	m³/h	uF	dB(A)	mm	mm	C	D
2E200	220/120	50/60	0.23/0.62	50/70	2550/2800	780/910	2/8	47/48	220	275	65	85
4E200	220/120	50/60	0.18/0.28	40/45	1420/1650	540/650	1.5/6	42/43	270	340	75	95
2D250	380	50	0.22	80	2500	960	-	54				
2E250	220/120	50/60	0.5/1.03	110/120	2500/2850	960	3/10	54/55	320	380	80	115
4D250	380	50	0.18	60	1400	770	-	50				
4E250	220/120	50/60	0.26/0.56	56/65	1400/1600	770/810	2/8	50/51	370	440	80	135
2D300	380	50	0.3	160	2300	2130	-	57				
2E300	220/120	50/60	0.8/1.77	165/220	2300/2500	2130/2200	6/16	57/58	420	490	90	148
4D300	380	50	0.28	90	1400	1600	-	55				
4E300	220/120	50/60	0.4/0.87	90/100	1400/1550	1600/1720	3/10	55/56	470	545	90	160
6E300	220/120	50/60	0.45/0.35	60/70	910/1050	1260/1310	2/8	47/48				
4D350	380	50	0.4	145	1380	2500	-	54	520	591	90	160
4E350	220/120	50/60	0.73/1.6	145/190	1380/1600	2500/2650	4/16	54/55				
6D350	380	50	0.3	90	950	1650	-	50	570	651	100	175
6E350	220/120	50/60	0.5/0.7	90/105	950/1100	1650/1900	3/8	50/52				
4D400	380	50	0.53	190	1380	3500	-	60	620	703	100	195
4E400	220/120	50/60	0.85/2.3	190/270	1380/1600	3500/4000	6/22	60/61				
6D400	380	50	0.38	110	920	2510	-	50	650	780	100	195
6E400	220/120	50/60	0.57/1.15	110/135	920/980	2510/2750	4/12	50/51				
4D450	380	50	0.62	250	1350	4850	-	60	765	835	105	240
4E450	220/120	50/60	1.2/2.6	250/330	1350/1600	4800/5260	8/32	60/62				
6D450	380	50	0.45	145	920	3550	-	52	850	965	170	240
6E450	220/120	50/60	0.7/1.5	150/180	920/1050	3550/3820	6/20	52/54				
4D500	380	50	1	390	1350	6570	-	62	620	703	100	195
4E500	220	50	1.6	350	1350	6570	10	62				
6D500	380	50	0.55	180	900	4900	-	58	650	780	100	195
6E500	220	50	0.65	140	900	4900	6	58				
4D550	380	50	1.25	500	1300	8700	/	65	620	703	100	195
4E550	220	50	2.4	500	1300	8700	12	65				
6D550	380	50	0.83	250	900	6430	/	60	650	780	100	195
6E550	220	50	1.6	280	900	6430	10	60				
4D600	380	50	1.61	750	1350	10850	-	68	620	703	100	195
4E600	220	50	3.3	710	1350	10850	16	68				
6D600	380	50	1.2	380	900	8100	-	62	650	780	100	195
6E600	220	50	2.5	390	900	8100	12	62				
4D630	380	50	1.6	750	1310	12000	-	68	620	703	100	195
4E630	220	50	3.55	750	1310	11000	16	68				
6D630	380	50	1.3	450	900	8850	-	65	650	780	100	195
6E630	220	50	2.55	470	900	8850	12	65				
6D710	380	50	2	1100	900	16200	-	70	620	703	100	195
6D800	380	50	2.4	1100	900	21500	-	73				
8D800	380	50	1.5	650	680	17200	-	65	620	703	100	195

Shaded Pole Motor



NO Mounting Screws Mounting Screws Distance: 26mm or 18mm Mounting Screws Distance: 26mm and 18mm

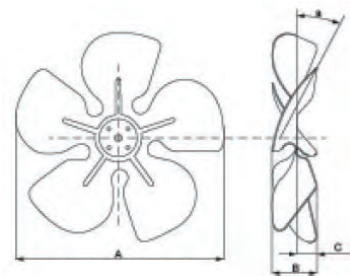
Model	Voltage	Output Power	Frequency	Current	Speed	Input Power
	V	w	HZ	A	RPM	w
NMTSM3	220/240	3W	50/60	0.16	1300/1550	20
	110/115	3W	50/60	0.32	1300/1550	20
NMTSM5	220/240	5W	50/60	0.2	1300/1550	30
	110/115	5W	50/60	0.4	1300/1550	30
NMTSM7	220/240	7W	50/60	0.27	1300/1550	38
	110/115	7W	50/60	0.54	1300/1550	38
NMTSM10	220/240	10W	50/60	0.3	1300/1550	42
	110/115	10W	50/60	0.6	1300/1550	42
NMTSM16	220/240	16W	50/60	0.4	1300/1550	58
	110/115	16W	50/60	0.8	1300/1550	58
NMTSM18	220/240	18W	50/60	0.43	1300/1550	64
	110/115	18W	50/60	0.86	1300/1550	64
NMTSM20	220/240	20W	50/60	0.47	1300/1550	65
	110/115	20W	50/60	0.94	1300/1550	65
NMTSM25	220/240	25W	50/60	0.7	1300/1550	100
	110/115	25W	50/60	1.4	1300/1550	100
NMTSM34	220/240	34W	50/60	0.9	1300/1550	120
	110/115	34W	50/60	1.8	1300/1550	120

Model	Motor Dimension (mm)						Fan Blade Recommended					
	A	B	C	D	E	F	Ø154	Ø172	Ø200	Ø230	Ø250	Ø300
MTSM3	81	14	46	30	-	12.5	34°	28°	22°			
MTSM5	81	14	46	30	-	12.5	34°	28°	22°			
MTSM7	91	17	49	33	-	20		34°	28°	22°		
MTSM10	91	17	49	33	-	20			34°	28°	22°	
MTSM16	102	18	50	34	-	25				28°	22°	
MTSM18	102	18	50	34	20	30				34°	28°	22°
MTSM20	102	18	50	34	20	30				34°	28°	22°
MTSM25	112	18	50	34	30	40					34°	28°
MTSM34	117	18	50	34	35	45						34°

Accessories For Shaded Pole Motor

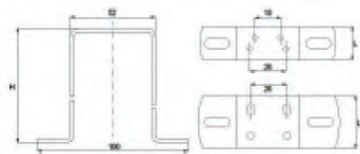


Fan Blade



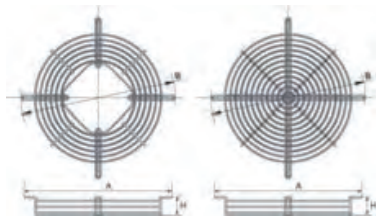
a	-	Fan Blade Dimension(mm)						
		154	172	200	230	250	265	300
19°	B	24	25	26	28	29	33	35
	C	13	13	14	15	15	17	18
22°	B	27	28	30	33	34	38	41
	C	14	15	16	16	17	20	21
25°	B	31	31	33	37	38	43	45
	C	16	16	17	19	20	22	23
28°	B	34	35	37	41	42	48	54
	C	17	16	19	21	21	25	28
31°	B	37	40	41	46	46	53	58
	C	19	20	21	24	24	27	29
34°	B	40	42	44	50	51	57	63
	C	21	21	23	26	26	29	32

Bracket



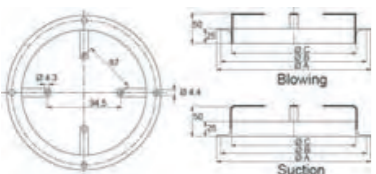
Model	Dimension (mm)	
	H	L
B54	54	24
B72	72	24
B84	84	24
B109-1	109	39
B109-2	109	49

Grid




Model	Dimension(mm)		
	A	B	H
G154A/B	170	202	25
G172A/B	188	220	25
G200A/B	216	248	25
G230A/B	246	278	25
G254A/B	270	300	35
G300A/B	324	354	35

Guard Ring



Model	Dimension (mm)			
	Fan Diameter	ØA	ØB	ØC
R154	154	200	190	164
R172	172	223	208	180
R200	200	246	233	208
R230	230	276	266	238
R250	250	300	290	262
R300	300	356	344	310

Centrifugal Fan

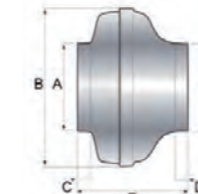


Application:

- The circular duct fan is designed for installation in ducts, the external rotor motor with backward curved impeller blades is provided with approved motor protection.

Model	Voltage	Frequency	Current	Input Power	Speed	Max. Air Volume	Capacitor	Noise
	V	Hz	A	W	RPM	m3/h	µF	dB(A)
MTCF-4E200	230	50/60	0.52/0.60	115/150	1280/1400	1350/1380	4	48/60
MTCF-4D200	380	50/60	0.26/0.30	110/145	1300/1500	1380/1380	-	58/60
MTCF-4E225	230	50	1.5	270	1400	1550	10	52
MTCF-4D225	230/380	50	2.2	270	1400	1500	-	52
MTCF-4E250	230	50	3	500	1380	2430	12	55
MTCF-4D250	230/380	50	2.2/1.1	500	1380	2600	-	55
MTCF-4E280	230/380	50	3	650	1285	3230	-	49
MTCF-6D280	230/380	50	1.7	380	895	2100	-	49
MTCF-4E315	230/380	50	2.4/1.5	800	1400	4630	-	60
MTCF-6D315	230/380	50	2.1/1.2	620	840	3300	-	53
MTCF-4E355	230/380	50	3.80/2.20	1300	1400	7000	-	65
MTCF-6D355	230/380	50	2.86/1.65	800	870	4032	-	56

Circular Duct Fan



Application:

- TENTCOOL provides centrifugal fans with forward or backward curved blades and external rotor motors.

Model	Voltage	Frequency	Current	Input Power	Speed	Capacitor	Dimension (mm)				
	V	Hz	A	W	RPM	µF	A	B	C	D	E
MTCD-2E100	115	60	0.63	77	2550	8	97	240	20	20	200
	230	50/60	0.33/0.35	73/80	2300/2500	2	97	240	20	20	200
MTCD-2E125	115	60	0.7	85	2500	8	121	236	24	24	206
	230	50/60	0.29/0.32	75/85	2300/2500	2	121	236	24	24	206
MTCD-2E150	115	60	0.98	125	2550	12	147	280	25	22	206
	230	50/60	0.41/0.52	100/125	2300/2500	3	147	280	25	22	206
MTCD-2E160	115	60	1	130	2500	12	157	280	27	30	213
	230	50/60	0.41/0.54	110/130	2300/2500	3	157	280	27	30	213
MTCD-2E200	115	60	1.78	200	2400	16	197	335	28	25	240
	230	50/60	0.50/0.68	150/200	2350/2600	5	197	335	28	25	240
MTCD-2E250	115	60	1.8	215	2400	16	246	335	30	25	220
	230	50/60	0.65/0.73	165/215	2350/2600	5	246	335	30	25	220
MTCD-2E315	115	60	2	250	2450	20	313	402	25	30	255
	230	50/60	0.88/1.10	200/250	2300/2400	6	313	402	25	30	255

AC Motor



120AC MOTOR

(W)(HP)	RPM	VOLTS	HZ	MODEL	FRAME	Alternative MODEL
53W	850	220	50/60	YDK120-53-6K	42	
90W	850	220	50/60	YDK120-90-6K	42	
100W	900	220	50	YDK120-100-6K	42	
110W	900	220	50/60	YDK120-110-6A	42	YDK- 110S63520- 01
140W	980/3SPD	208-230	60	YSK120-140-6A	42	A2941GB011
180W	1300/3SPD	220	50	YSK120-180-4Q2	42	
1/10HP	1600/3SPD	208-230	50/60	YSK120-74-4A3	42	809-544-53
	860	208-230	50/60	YDK-75-6	42	
1/8HP	1550	208-230	50/60	YDK120-90-4A	42	2852DE
	1600/3SPD	208-230	50/60	YSK120-90-4A	42	ACE-809-544-53
	850	220	50	YDK120-90-6B	42	PM310802
	900	208-230	50/60	YDK120-90-6B2	42	PETROSS 9722
	1100	220/240	50	YDK120-90-4B	42	KM3110394
1/7HP	865	220-240	50	YDK120/30-6-90	42	00BEM20702A-E
	1550	230	50/60	YDK120/25-4-90	42	D1050
	850/3SPD	208-230	60	YSK120-90-6A50	42	1132
1/6HP	1100/3SPD	208-230	50/60	YSK120-120-6A	42	5KCP29NGE160BS
	1500/3SPD	115	50/60	YSK120-120-4A6	42	5KCP29FK5763T
	1300/4SPD	208-230	50/60	YSK120-120-4A	42	5KCP29FK5367T
1/5HP	1125/3SPD	220/240	50	YSK120-150-4B	42	E124DS
	1125/3SPD	220-240	50	YSK120-150-4S	42	54727
	840/3SPD	220-230	50/60	YSK120-150-6A2	42	5KCP29KK5310
	1550/2SPD	208-230	60	YSK120/33- 4- 150	42	D258 140916
1/4HP	1660/3SPD	115	60	YSK120-190-4	42	
	1050/3SPD	220-240	50	YSK120-185-4A3	42	5KCP29KK6058

We can develop different size motors according to the diagram from customers.



139AC MOTOR

(W)(HP)	RPM	VOLTS	HZ	MODEL	FRAME	Alternative MODEL
1/7HP	450	208-230	50/60	YDK139-100-10		
1/6HP	775/2SPD	115-127	50/60	YDK139-120-8A4		
	775/2SPD	208-230	50/60	YDK139-120-8A5		
1/5HP	600/2SPD	115-127	50/60	YDK139-150-10A		KA55ZZMEP-442
	600/2SPD	208-230	50/60	YDK139-150-10A2		KA55ZZMEP-442
1/4HP	840	208-230	50/60	YDK139-185-8A		

We can develop different size motors according to the diagram from customers.

AC Motor



140AC MOTOR

(W)(HP)	RPM	VOLTS	HZ	MODEL	FRAME	Alternative MODEL	
1/6HP	1725	600	60	YDK140-120-4A3	48	MO- 024	
	1075	208-230	60	YDK140-120-6A60	48	MW917	
	1075	208-230	50/60	YSK140-120-6A2	48	5KCP39DGM511T	
	1095/3SPD	208-230	50/60	YSK140-120-6A11	48	5KCP39DGM004T	
	1050/3SPD	208-230	50/60	YSK140-120-6A14	48	K55HXPKG-5158	
	1050/3SPD	208-230	50/60	YSK140-120-6A43	48	KFCT6-121SF5P	
	1000/3SPD	220-240	50	YSK140-120-4A31	48	022- 8101- 402B	
	1100/3SPD	220-240	50/60	YSK140-120-4A30	48	022- 8101- 421B	
	1/5HP	870/2SPD	230	50	YDK140-150-6A60	48	Z840
		1075	208-230	60	YDK140-150-6A61	48	MW743
1075		208-230	60	YDK140/23-6 -150	48	MW2840	
1200/3SPD		230	50	YSK140/30- 4- 150- 1	48		
1200/3SPD		230	50	YSK140/30- 4- 150- 2	48		
1150/3SPD		208-230	50/60	YSK140- 150- 6A	48	5KCP39FGM4440	
1075/3SPD		208-230	50/60	YSK140- 150- 6A8	48	5KCP39FGM672S	
1100/3SPD		208-230	50/60	YSK140- 150- 6A32	48	K55HXLEK 5966-	
925/3SPD		220-240	50	YSK140- 150- 6A38	48	022-8101-485B	
1100/2SPD		208-230	50/60	YSK140- 150- 6A12	48	5KCP39FGM639T	
1115/3SPD		220-240	50	YSK140- 150- 6A38	48	022-8101-461B	
1170/3SPD		220-240	50	YSK140- 150- 4A25	48	20903	
1075/2SPD		208-230	50/60	YSK140- 150- 6A14	48	K55ZZEHN-4921	
1350/2SPD		208-230	50/60	YSK140- 150- 4A	48	KA55HXNGT-9416C	
1650/3SPD		115	60	YSK140/33-4-150A	48	131210736	
1400/3SPD		220/240	50	YSK140/25-4-150	48	131210717	
1400/3SPD		220/240	50	YSK140/25-4-150B	48	131210737	
1/4HP		1075	208-230	60	YDK140/28-6 -185	48	MW7909
		1075	220/230	50/60	YDK140-185-6A14	48	5KCP39EGP697T
		1075/2SPD	220-240	50/60	YDK140-185-6A66	48	AMI
	1075/3SPD	208-230	60	YDK140-185-6A60	48	MW725	
	1075/3SPD	115	60	YDK140-185-6A61	48	MW721	
	1075/3SPD	208-230	50/60	YDK140-185-6A5	48		
	1300/3SPD	230	50	YSK140/35-4-185-1	48		
	1300/3SPD	230	50	YSK140/35-4-185-2	48		
	1100/2SPD	208-230	50/60	YSK140- 185-6A	48	5KCP39FGK111T	
	1050/2SPD	208-230	50/60	YSK140- 185-6A38	48	5KCP39HGS635T	
		220/380	60	YSK140- 185-4A25	48		
	1100/3SPD	220-240	50	YSK140- 150- 4A24	48	022-8101-403B	

We can develop different size motors according to the diagram from customers.

AC Axial Fan



Application:

▪ Axial flow fan generates air flow through the fan blades to the rotation axis. They are suitable for application requiring high air performance with moderate pressure build-up.

Model	Bearing	Voltage	Frequency	Current	Input Power	Speed	Air Flow	Static Pressure	Noise
		V	HZ	A	W	RPM	CFM	mm-H2O	dB(A)
MTAF-8025-2B	Ball	220 - 240	50/60	0.07/0.06	11/9	2500/2900	18/22	3.30/4.83	29/33
MTAF-8025-2S	Sleeve	220 - 240	50/60	0.07/0.06	11/9	2300/2700	18/22	3.30/4.83	29/33
MTAF-8025-1B	Ball	110 - 120	50/60	0.12/0.10	12/11	2500/2900	18/22	3.30/4.83	29/33
MTAF-8025-1S	Sleeve	110 - 120	50/60	0.12/0.10	12/11	2500/2900	18/22	3.30/4.83	29/33
MTAF-8038-2B	Ball	220 - 240	50/60	0.10/0.08	16/12	2400/2800	18/22	3.30/4.83	31/35
MTAF-8038-2S	Sleeve	220 - 240	50/60	0.10/0.08	16/12	2300/2700	18/22	3.30/4.83	31/35
MTAF-8038-1B	Ball	110 - 120	50/60	0.15/0.13	14/12	2400/2800	18/22	3.30/4.83	31/35
MTAF-8038-1S	Sleeve	110 - 120	50/60	0.15/0.13	14/12	2400/2800	18/22	3.30/4.83	31/35
MTAF-9225-2B	Ball	220 - 240	50/60	0.07/0.06	11.5/9.5	2300/2600	18/22	3.30/4.83	31/35
MTAF-9225-2S	Sleeve	220 - 240	50/60	0.07/0.06	11.5/9.5	2300/2600	18/22	3.30/4.83	31/35
MTAF-9225-1B	Ball	110 - 120	50/60	0.12/0.11	13/12	2500/2900	18/22	3.30/4.83	31/35
MTAF-9225-1S	Sleeve	110 - 120	50/60	0.12/0.11	13/12	2500/2900	18/22	3.30/4.83	31/35
MTAF-9238-2B	Ball	220 - 240	50/60	0.12/0.09	17/12	2300/2800	43/49	4.50/5.50	32/37
MTAF-9238-2S	Sleeve	220 - 240	50/60	0.12/0.09	17/12	2200/2600	43/49	4.50/5.50	32/37
MTAF-9238-1B	Ball	110 - 120	50/60	0.22	18	2400	43/49	4.50/5.50	32/37
MTAF-9238-1S	Sleeve	110 - 120	50/60	0.22	18	2400	43/49	4.50/5.50	32/37
MTAF-11025-2B	Ball	220 - 240	50/60	0.10/0.09	19/17	2100/2400	60/71	3.56/4.06	36/38
MTAF-11025-2S	Sleeve	220 - 240	50/60	0.10/0.09	19/17	2000/2100	60/71	3.56/4.06	36/38
MTAF-11025-1B	Ball	110 - 120	50/60	0.19/0.18	19/18	2200/2400	60/71	3.56/4.06	36/38
MTAF-11025-1S	Sleeve	110 - 120	50/60	0.19/0.18	19/18	2200/2400	60/71	3.56/4.06	36/38
MTAF-12025-2B	Ball	220 - 240	50/60	0.07/0.06	12/10	1950	66/78	3.56/4.06	38/40
MTAF-12025-2S	Sleeve	220 - 240	50/60	0.07/0.06	12/10	1700	66/78	3.56/4.06	38/40
MTAF-12025-1B	Ball	110 - 120	50/60	0.19/0.18	19/18	2200/2400	66/78	3.56/4.06	38/40
MTAF-12025-1S	Sleeve	110 - 120	50/60	0.19/0.18	19/18	2200/2400	66/78	3.56/4.06	38/40
MTAF-12038-2B	Ball	220 - 240	50/60	0.13/0.11	20/17	2600/2800	91/113	6.35/7.62	40/45
MTAF-12038-2S	Sleeve	220 - 240	50/60	0.13/0.11	20/17	2600/2800	91/113	6.35/7.62	40/45
MTAF-12038-1B	Ball	110 - 120	50/60	0.22/0.18	21/18	2600/2900	91/113	6.35/7.62	40/45
MTAF-12038-1S	Sleeve	110 - 120	50/60	0.22/0.18	21/18	2600/2900	91/113	6.35/7.62	40/45
MTAF-12038-3B	Ball	380	50	0.06	18	2600	91	6.35	40
MTAF-12038-3S	Sleeve	380	50	0.06	18	2600	91	6.35	40
MTAF-15050-2B	Ball	220 - 240	50/60	0.24	36	2600	190/235	16.00/17.78	45/50
MTAF-15050-2S	Sleeve	220 - 240	50/60	0.24	36	2600	190/235	16.00/17.78	45/50
MTAF-15050-1B	Ball	110 - 120	50/60	0.50/0.45	37/36	2700/3100	190/235	16.00/17.78	45/50
MTAF-15050-1S	Sleeve	110 - 120	50/60	0.50/0.45	37/36	2700/3100	190/235	16.00/17.78	45/50
MTAF-15050-3B	Ball	380	50	0.11	34	2700	190	16	45
MTAF-15050-3S	Sleeve	380	50	0.11	34	2700	190	16	45
MTAF-22060-2B	Ball	220 - 240	50	0.3	45	2200	388	25.4	56
MTAF-22060-1B	Ball	110 - 120	50/60	0.76/0.77	57/58	2400	388	25.4	56
MTAF-22060-3B	Ball	380	50	0.16	47	2400	388	25.4	56

We can develop different size motors according to the diagram from customers.

C-Frame Evaporator Motor



NA-14AB



RE-01WT52



SM670/SM672



TYPE61-10



Y165207



YZF-SM998

MODEL	VOLTAGE(V)	FREQUENCY(Hz)	INPUT(W)	ROTATION		
YZF-60.5-16-R-A	SM672	220	50/60	0.32	20	CW/CCW
	SM670/YZF-SM670	110	50/60	0.45	20	CW/CCW
YZF-61.8-9-R-C1	NA-09A	220	50/60	0.08	6.5	CW/CCW
	NA-09BA	110	50/60	0.165	6.5	CW/CCW
YZF-61.8-14.5-R-C1	NA-14AB	220	50/60	0.085	8.5	CCW
	NA-14AB	110	50/60	0.16	8.5	CCW
YZF-61-10.5-R-C	RE-01WT52	220	50/60	0.085	8	CW
	RE-01WQZSE	110	50/60	0.15	8	CW
YZF-61-10-R-C	Y165207	220	50/60	0.06	7	CW
YZF-60.5-12.5-R	TYPE61-10	220	50/60	0.1	11	CW
	Y165207	110	50/60	0.18	11	CW
YZF-63-10R	IS-23210GEVC	110	50/60	0.18	8	CCW
	IS-23210MBA-1	110	50/60	0.12	7.5	CCW

We can develop different size motors according to the diagram from customers.



Relay



Contacter



Timer

- Contactor..... 73
- Capacitor..... 74
- Transformer..... 75
- Relay..... 76
- Timer..... 77
- Delay Timer..... 78
- Low Temperature Thermostat..... 79
- Temperature Controls..... 80
- Frost Removal Thermostat..... 81
- Frost Removal Thermostat..... 82
- Overload Protector & Infrared Thermometer..... 83
- Digital Multimeter & Clamp Meter..... 84

Contactor



Our Customers:

- Our customers include Rheem, LENNOX, HC, NRP, Packard Inc.

Poles	Type	Full Load Amps	Coil voltage
1	1P20A	20A	24V/120V/240V/380V
	1P25A	25A	24V/120V/240V/380V
	1P30A	30A	24V/120V/240V/380V
	1P40A	40A	24V/120V/240V/380V
2	2P20A	20A	24V/120V/240V/380V
	2P25A	25A	24V/120V/240V/380V
	2P30A	30A	24V/120V/240V/380V
	2P40A	40A	24V/120V/240V/380V
3	3P20A	20A	24V/120V/240V/380V
	3P25A	25A	24V/120V/240V/380V
	3P30A	30A	24V/120V/240V/380V
	3P40A	40A	24V/120V/240V/380V
	3P50A	50A	24V/120V/240V/380V
	3P60A	60A	24V/120V/240V/380V
	3P75A	75A	24V/120V/240V/380V
	3P90A	90A	24V/120V/240V/380V
4	4P20A	20A	24V/120V/240V/380V
	4P25A	25A	24V/120V/240V/380V
	4P30A	30A	24V/120V/240V/380V
	4P40A	40A	24V/120V/240V/380V

Capacitor



CBB65:

- For motor run applications.
- Aluminum round cylinder.
- Operating temperature:- 40 C to + 70 C.
- Rated frequency:50/60Hz.



CBB60:

- For motor run applications.
- Flame retardant plastic(bakelite on request) case.
- Operating temperature:- 40 C to + 70 C.
- Rated frequency:50/60Hz.
- Pin or wire outlet.



CBB61:

- For motor run applications.
- Flame retardant plastic(bakelite on request) case.
- Operating temperature:- 40 C to + 70 C.
- Rated frequency:50/60Hz.
- Pin or wire outlet.



Hard Start Kit Capacitor:

- For motor starting applications.
- Completely pre-wired.
- Rated frequency:50/60Hz.



CD60:

- For motor starting applications.
- Flame retardant plastic(bakelite on request) case.
- Operating temperature:- 40 C to + 65 C.
- Rated frequency:50/60Hz.



Transformer

Feature:

- Open Frame, 50/60Hz.
- Dielectric Strength - 3500VRMS Hipot.
- UL class II.
- Class B (130°) Insulation System.



Model	VA	VOLT AGE PRIMARY	VOLT AGE SECONDARY
N2011-OF	20	120	24
N4021-OF	40	208/240	24
N4031-OF	40	120/208/240	24
N5031-OF	50	120/208/240	24
N6021-OF	60	208/240	24
N6031-OF	60	120/208/240	24
N7511-OF	75	480	24
N7541-OF	75	120/208/240/480	24
N10041-OF	100	120/208/240/480	24



Model	VA	VOLT AGE PRIMARY	VOLT AGE SECONDARY
N5031-OFC-X	50	120/208/240	24
N6021-OFC-X	60	240/480	24
N6031-OFC-X	60	120/208/240	24
N6041-OFC-X	60	120/208/240/480	24
N7541-OFC-X	75	120/208/240/480	24
N10021-OFC-X	96	240/480	24
N10041-OFC-X	96	120/208/240/480	24



Model	VA	VOLT AGE PRIMARY	VOLT AGE SECONDARY
N5031-OFC-Y	50	120/208/240	24
N6021-OFC-Y	60	240/480	24
N6031-OFC-Y	60	120/208/240	24
N6041-OFC-Y	60	120/208/240/480	24
N7541-OFC-Y	75	120/208/240/480	24
N10021-OFC-Y	100	240/480	24
N10041-OFC-Y	100	120/208/240/480	24



Model	VA	VOLT AGE PRIMARY	VOLT AGE SECONDARY
N2011MT	20	120	24
N4021MT	40	208/240	24
N4031MT	40	120/208/240	24
N5031MT	50	120/208/240	24
N6021MT	60	208/240	24
N6031MT	60	120/208/240	24
N7531MT	75	120/208/240	24



Model	VA	VOLT AGE PRIMARY	VOLT AGE SECONDARY
N5011MWCY	50	240	24
N5021MWCY	50	208/240	24
N5031MWCY	50	120/208/240	24
N5041MWCY	50	120/208/240/480	24
N5051MWCY	50	120/208/240/277/480	24

Relay

Starter Relay(A)



The specification	1/10hp	1/8hp	1/6hp	1/5hp	1/4hp	1/3hp	1/2hp
Applied power(W)	74	93	125	150	180	345	370
Pick-up current(A)	2.5	3.0	3.6	4.75	5.35	6.0	7.5
Drop-out current(A)	2.0	2.6	3.0	3.35	4.25	4.75	6.0

Starter Relay



The constant resistance	$\Omega \pm 20\%$	4.7	12	15	22	33	47	Danfoss
Max. Voltage	V	450	450	450	450	450	450	450
Max. current	A	10	10	9	8	7	6	12
Power consumption	W	<3W	<3W	<3W	<3W	<3W	<3W	<5W
Movement time	S	0.14-0.56	0.14-0.56	0.14-0.56	0.14-0.56	0.14-0.56	0.14-0.56	0.2-1.0
Resume time	S	≤90	≤90	≤90	≤90	≤90	≤90	≤90

Timer

“Japanese” Type Timer

Defrost Frequency(Hours)	Defrost Time (Mins)	Voltage		Alternative O.E.M.No.	Master Carton Qty
8	7	120V	220V	Admiral482493	100



Part No	Defrost Frequency (50/60Hz) (Hours)	Defrost Time (50/60Hz) (Mins)
802	8H40	40m
706	7h54m	7m
625	6h	25m
1413	14h	13m
502	5H20	29m



Defrost Frequency (Hours)	Defrost Time (Mins)	Voltage		Alternative O.E.M.No.	Master Carton Qty
6	21	120V	220V	Admiral 482493	100
6	25	120V	220V	GE WR9X330	100
				R900072	
8	20	120V	220V	Frigidaire 628518	100
8	32	120V	220V	Amana D700041-4	100



“Korea Type” Defrost Timer

Defrost Frequency (Hours)	Defrost Time (Mins)	Voltage		Alternative O.E.M.No.	Master Carton Qty
8	14	120V		TD20L	100
8	7	220V		TD20C	100



“Classic Metal” Defrost Timer

Defrost Frequency (Hours)	Defrost Time(Mins)	Voltage		Alternative O.E.M.No.	Master Carton Qty
8	21	120V	220V	Whirlpool 482493	50
8	20	120V	220V	Frigidaire 628518	50
8	32	120V	220V	Amana D70041-4	50
6	25	120V	220V	GE WR 9X330	50
6	20	120V	220V	-	50
6	21	120V	220V	Admiral 55467-1	50
				Admiral 54113-4	

Timer & Delay Timer

“Flying Lead” Defrost Timer

Defrost Frequency (Hours)	Defrost Time (Mins)	Voltage		Alternative O.E.M.No.	Master Carton Qty
8	21	120V	220V	Whirlpool1144283X4210579	100
6	21	120V	220V	-	100
6	25	120V	220V	-	100
8	20	120V	220V	-	100
8	32	120V	220V	-	100



“Heavy-Duty” Defrost Timer

Defrost Frequency (Hours)	Defrost Time (Mins)	Voltage		Alternative O.E.M.No.	Master Carton Qty
6	25	120V	220V	Whirlpool482493	50
6	21	120V	220V	Frigidaire628518	50
8	20	120V	220V	Amanad70041-4	50



Plastic Defrost Timer

Defrost Frequency (Hours)	Defrost Time (Mins)	Voltage		Alternative O.E.M.No.	Master Carton Qty
6	21/25	120V		WR 9X363	100
8	21/25	120V		WR X363	100



Delay Timer



Delay on Break



Delay on Make


Low Temperature Thermostat

K Series Thermostat



Model	Warm		Cold		Capillary (mm)
	ON(°C)	OFF(°C)	ON(°C)	OFF(°C)	
K50-P1110=VC1	-	2	-23	-14.5	1200
K50-P1174=VA2	-	2.5	-18	-14.5	2000
K50-P1117=VF3	-16.5	-12	-34	-	2000
K50-P1118=VB7	-	12.5	-3	2	1200
K54-P1102=VS5	-16.5	-12	-34	-	2000
K54-P3100=VR6	-16.5	-12	-34	-	2000
K55-L5010=VW8	-	34	15	18	1200
K59-L1102=VT9	-11	-	-26	-	1200
K60-P1012=VP4	-10.4	-4	-25	-	1200
K50-P1125	8.5	-	-9.5	-18	1200
K50-P1126	-9.5	-	-18	-24.5	1200
K50-P1127	12.5	-	5	1.5	1200
K50-P1181	13	-	-	-17	1200
K50-P1421	13	-	-	-17	1200
K54-P1119	-9	-14.5	-	-25.5	1800
K54-P1270	13.7	-18.3	-	-20.6	700
K54-P1277	-	-12.7	-	-20.6	700
K54-P1896	-	-15.2	-	-23.6	2000
K54-P2600	13.8	-19.8	-	-32.2	1200
K54-P2601	-	-16	-	-28.5	700
K54-P7520	13.8	-19	-	-31.5	310
K59-P1107	5.2	-6.2	5.2	-19.1	900
K59-P1110	4.8	-8.2	4.8	-30.4	1700
K59-P1624	4	-18.1	4	-28	800
K59-P1639	5	-13.5	5	-22	1000
K59-P1662	3.7	-10.7	3.7	-25.5	3000
K59-P1746	3.5	-15	3.5	-25	1000
K59-P1782	5	-12	5	-30	1000
K59-P2201	6	-15.5	6	-29	700
K60-P1017	-3.7	-	-	-25.6	900
K60-P1092	-	-8.5	-	-19.4	600
K60-P1129	-2.5	-8.5	-15	-24	950
K60-P1029	3.5	-	-11.5	-21	1200

Danfoss Type Thermostat



Model	Warm		Cold		Capillary (mm)
	ON(°C)	OFF(°C)	ON(°C)	OFF(°C)	
007B6208	3.5	-11	3.5	-27	1200
007B0033	2.5	-5	-24.5	-13.5	1200
007B6467	3.5	-11	3.5	-27	700
007B6221	3.5	-10	3.5	-23	1000
007B0027	15.5	9	8	0.5	1200
007B0028	11	5	2.5	-4.5	1200
007B0021	-2	-11	-10	-20.5	1000
007B0025	-15	-23	-22	-32	1000
007B11103611	-2	-11	-9.7	-21	1000
007B0022	-8	-18	-15.5	-25.5	1000
007B0023	-10.5	-16	-18	-26	1000
007B0026	-17	-23	-23	-30	1200
007B6201	-3	-10	-20	-31	1300
007B2279	-11	-18.8	-	-38	800
007B0531	3.5	-8.3	3.5	-18	1600
007B4501	4.1	-7	4.1	-27	1600

F2000 / A2000 Thermostat



Model	Warm		Cold		Capillary (mm)
	OFF(°C)	Difference	OFF(°C)	Difference	
F2000	+35 °C	≤4.5 °C	-35 °C	≤4.5 °C	1750
A2000	+35 °C	≤4.5 °C	-35 °C	≤4.5 °C	120

KSD301B Series Temperature Controls

Feature:

- OFF Temperature Range: -30 °C -80 °C (22°F-176°F).
- ON/OFF Diff: Min5 °C;Standard 15 °C -25 °C.
- Tolerance: Min+3 °C,Standard±5 °C.
- Electrical Ratings: AC125V 15A;AC250V 10A 5A 25A.
- A variety of terminal,switch case mounting configurations are available for maximum design flexibility.



KSD301B2 Series Frost Removal Thermostat With Blister Package

Feature:

- Electrical Ratings: AC125V 15A; AC250V 10A 5A 25A.
- Tolerance: Min+2°C, Standard±5°C.
- OFF Temperature Range: -30°C -80°C (22°F-176°F).
- ON/OFF Diff: Min5°C; Standard 15°C-25°C.



B2-001



B2-002



B2-003



B2-004



B2-005



B2-006



B2-007



B2-008



B2-009



B2-010



B2-011



B2-012



B2-013



B2-014



B2-015



B2-016

KSD301B2 Series Frost Removal Thermostat With Blister Package



B2-018



B2-019



B2-022



B2-024



B2-025



B2-028



B2-029



B2-030



B2-031



B2-032



B2-033



B2-035



B2-036



B2-039

Overload Protector

Feature:

- Widely applied in home appliance compressors and motors for overload or overheat protection motors for overload or overheat protection.
- Stable working temperature Clear-cut action without extension spring, less interference with wireless.
- High precision, steady performance, good synchronism.
- Imported raw material. Wet-resistant&heat-resisting.
- Electric Parame: AC230V1-50A.
- Temperature Range:30 C-180 C.
- TResistance:>100MΩ.



The specification	1/10HP	1/8HP	1/6HP	1/5HP	1/4HP	1/3HP	1/2HP	3/8HP	1HP	1.5HP	2HP
Applied power	74	93	125	150	180	245	370	275	750	1100	1500
Over load current	5.3	5.6	6.8	8	8.7	10	12	11	16	24	30
Break time(S)25℃	7-15										
Applied Temperature(℃)	100-400						125-155				
Restored temperature	50-80										

Digital Multimeter



HD-390 HD-390C HD-390T HD-390A HD-390D HD-390E



HD-520L HD-525L HD-550L HD-394 HD-395 HD-396

Infrared Thermometer

Application:

- The unit offers simple one-handed operation, laser point sighting, a backlit display, C/F select ability and an automatic power off feature.

Infrared Thermometer	DT-380	DT-480
Temperature Range	- 50℃~ 380℃	- 42℃ ~ 480℃
Accuracy	-58°F~ 716°F	-44°F~ 896°F
Distance Spot Ratio	±2% or 2℃	±2% or 2℃
Emissivity	8:1	10:1
Response Time & Wave length	0.95	0.95
Repeatability	500ms & (5-14)um	500ms & (5-14)um
Resolution	±1% or±1℃	±1% or±1℃
C/F Selection	0.1℃ or 0.1°F	0.1℃ or 0.1°F
Data Hold Function	Yes	Yes
Laser Target Pointer Selection	Yes	Yes
Backlight Display Selection	Yes	Yes
Auto Power Shut Off	Yes	Yes
Low Battery Indication	Yes	Yes
	Yes	Yes



DT-380/480

Clamp Meter

Application:

- 3 1/2digits large LCD display with maximum reading of 1999.
- Versatility of use with AC/DC voltage and resistance measurement.
- Data hold for easy reading.
- Plug-in insulation tester adapter.
- 500VCD(optional).
- Audible continuity.
- Low power indication.

Function	Range	Accuracy
DC Voltage	1000V	±(0.5%+1dgt)
AC Voltage	750V	±(1.2%+4dgt)
AC Current	200A-1000A	±(2.5%+5dgt)
Resistance	20MΩ-2000MΩ	±(1.0%+2dgt)
Continuity Buzzer	Yes	-
Display Hold	Yes	-
Power Supply	9V Battery 6F22	-
Maximum Display	1999	-
Display Size	14×47mm	-
Product Net Weight	350g	-
Products Size	230×70×37mm	-
Clamp color available	Red,Orange,Bright Red,Dark Green	-
Standard Accessories	Test Lead,Battery,Manual,Holster	-



DT-266FT



DT-266D DT-266C DT-266 DT-266F

SERVICE TOOLS

SERVICE TOOLS



Electric Cordless Flaring Tool



Recovery Unit



Vacuum Pumps

- Tube Cutter & Flaring Tools..... 87
- Tube Bender & Tube Expander..... 88
- Single Gauge Valve & Pressure Gauge..... 89
- Manifold & Charging Hose..... 90
- Refrigerant Recovery Unit..... 91
- Vacuum Pump..... 92
- Hand Torch..... 93
- Leak Detector & Charging Scale..... 94
- Hand Tools..... 95
- Other Service Tools..... 96

Tube Cutter



CT-127

For 1/8" to 5/8"
(3 to 16mm) O.D.



CT-128

For 1/8" to 7/8"
(3 to 22mm) O.D.



CT-174

For 1/8" to 1-1/8"
(3 to 28mm) O.D.



CT-274 & CT-312

For 1/8" to 1-1/8" (3 to 28mm) O.D.
For 1/4" to 1-5/8" (7 to 42mm) O.D.



CT-206

For 3/8" to 2-5/8"
(10 to 66mm) O.D.



CT-105 & CT-107

For 1/8" to 1-3/8" (3 to 35mm) O.D.
For 1/4" to 2" (5 to 50mm) O.D.



CT-G

For 1/8" to 1-1/8"
(3 to 28mm) O.D.



WK-532/WK-650/WK-670

For 3/16" to 1-1/4" (5 to 32mm) O.D.
For 1/4" to 2" (6 to 50mm) O.D.
For 1/4" to 2-3/4" (6 to 70mm) O.D.

Tube Bender



CT-364-06/08

3/8" O.D. bending radius 23mm
1/2" O.D. bending radius 35.8mm



CT-364-10/12/14

5/8" O.D. bending radius 54.4mm
3/4" O.D. bending radius 75.3mm
7/8" O.D. bending radius 82.1mm



CT-368-90°

90° tube bender with
O.D. of 1/4", 5/16", 3/8"



WK-N368-180°

180° tube bender with
O.D. of 1/4", 5/16", 3/8"



CT-369FHA-180°

180° tube bender with
O.D. of 3/16", 1/4", 5/16", 3/8"



CT-999

For 1/4", 5/16", 3/8",
1/2", 5/8", 3/4", 7/8" O.D.



CT-999R

For 3/8", 1/2",
5/8", 3/4", 7/8" O.D.



BENDER SPRING CT-102

CT-102-04 1/4" O.D.
CT-102-06 3/8" O.D.
CT-102-08 1/2" O.D.
CT-102-10 5/8" O.D.
CT-102-12 3/4" O.D.

Flaring Tools



CT-195

45° flaring tool 3/16", 1/4",
5/16", 3/8", 7/16", 1/2", 5/8" O.D.



CT-203

For 5/8", 3/4",
7/8", 1-1/8" O.D.



CT-525

For 1/16" to 5/8"
(5 to 16mm) O.D.



CT-500 & CT-505

For 3/16", 1/4", 3/8", 1/2", 5/8" O.D.
For 3/16", 1/4", 3/8", 1/2", 5/8", 3/4" O.D.



WK-806A

For 1/4", 5/16",
3/8", 1/2", 5/8", 3/4" O.D.



WK-E806

For 1/4", 5/16",
3/8", 1/2", 5/8", 3/4" O.D.



CT-275

45° flaring and swaging tool
1/8", 3/16", 1/4", 5/16", 3/8",
7/16", 1/2", 5/8", 3/4" O.D.
Supplied in sturdy plastic case.



CT-278

45° flaring and swaging tool
1/8", 3/16", 1/4", 5/16", 3/8",
7/16", 1/2", 5/8", 3/4" O.D.
CT-274 tube cutter.
CT-122 ratchet wrench.
Supplied in sturdy plastic case.

Tube Expander



CT-300A

For 3/8", 1/2", 5/8",
3/4", 7/8", 1", 1-1/8" O.D.



CT-300AL

For 3/8", 1/2", 5/8",
3/4", 7/8", 1", 1-1/8",
1-1/4", 1-3/8", 1-1/2", 1-5/8" O.D.



CT-100A

For 3/8", 1/2", 5/8",
3/4", 7/8", 1", 1-1/8" O.D.



CT-100AL

For 3/8", 1/2", 5/8",
3/4", 7/8", 1", 1-1/8",
1-1/4", 1-3/8", 1-1/2", 1-5/8" O.D.



WK-400

For 3/16", 1/4", 5/16",
3/8", 1/2", 5/8", 3/4", 7/8" O.D.



WK-622

For 1/4", 5/16", 3/8",
1/2", 5/8", 3/4", 7/8" O.D.



CT-94/95/96

For 1/2", 5/8", 7/8" O.D.
For 1/4", 5/16", 3/8", 1/2", 5/8" O.D.
For 1/4", 5/16", 3/8", 1/2", 5/8", 3/4" O.D.




CT-193

For 1/4", 5/16",
3/8", 1/2", 5/8" O.D.

Single Gauge Valve



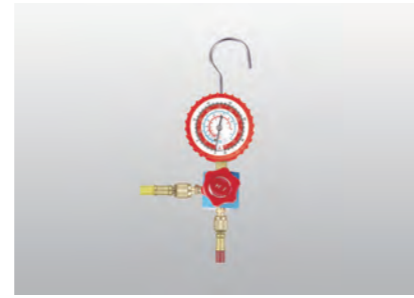
Digital Manifolds WK-6881



CT-466H(L) Without Hose




CT-468-G(L) Without Hose



CT-467-GH(L) Without Hose

Pressure Gauge




WK-6803L WK-6803H



WK-6807LG WK-6807HG

WK 2.5"/68mm Pressure Gauges(R22/R404/R134A)



WK-8002L WK-8002H



WK-8004LG WK-8004HG

WK 2.5"/68mm Pressure Gauges(R410A)



WK-RG80L WK-RG80H

WK 3.5 80mm
Liquid Filled Gauges



FRG-250GF FRG-500GF

Compound Gauge
& Filled With Oil



WK-68LB / 68HB



WK-68LG / 68HG
WK-80LG / 80HG

Rubber Boots

Manifold



CT-101/136G/160G/172G



CT-201/236G/260G/272G



CT-501/536G/560G/572G



CT-601/636G/660G/672G

Model	Model	Model	Model	RYB Hose	DESCRIPTION
CT-101	CT-201	CT-501	CT-601	-	Brass body, Hook, 2 Handwheels
CT-136G	CT-236G	CT-536G	CT-636G	CT-336RYB	Brass body + 2 Gauges + CT-336RYB hose
CT-160G	CT-260G	CT-560G	CT-660G	CT-360RYB	Brass body + 2 Gauges + CT-360RYB hose
CT-172G	CT-272G	CT-572G	CT-672G	CT-372RYB	Brass body + 2 Gauges + CT-372RYB hose

Charging Hose

Feature:

- R12,R22 & R502 Standard Charging Hose.
- R134A Premium Charging Hose with 1/4" SAE Fittings.
- R410A High Pressure Charging Hose.
- CT-336-RYB 3 pcs 36"(90cm)red,yellow & blue hoses sets.
- CT-360-RYB 3 pcs 60"(150cm)red,yellow & blue hoses sets.
- CT-372-RYB 3 pcs 72"(180cm)red,yellow & blue hoses sets.
- Designed to meet 1/4"SAE requirement for refrigerant permutation and assure long work life.



Hose set 3x36"	Hose set 3x60"	Hose set 3x72"	DESCRIPTION		
CT-336-RYB	CT-360-RYB	CT-372-RYB	Max.Working Pressure (PSI)	R12, R22	500 PSI
CT-336-RYB-P	CT-360-RYB-P	CT-372-RYB-P		R134A	600 PSI
CT-336-RYB-H	CT-360-RYB-H	CT-372-RYB-H		R410A	800 PSI
CT-336-RYB	CT-360-RYB	CT-372-RYB	Burst Pressure (PSI)	R12, R22	2500 PSI
CT-336-RYB-P	CT-360-RYB-P	CT-372-RYB-P		R134A	3000 PSI
CT-336-RYB-H	CT-360-RYB-H	CT-372-RYB-H		R410A	4000 PSI

Refrigerant Recovery Unit



Model	VRR12A			VRR12C			
Refrigerants	Categorys III: R12, R134a, R401C, R500 Categorys IV: R22, R401A, R401B, R402B, R407C, R407D, R408A, R409A, R411A, R411B, R412A, R502, R509 Categorys V: R402A, R404A, R407A, R407B, R410A, R507, R32						
Power Supply	220-240V, 50/60Hz						
Motor	3/4HP			1HP			
Motor Speed	1450rpm/1750rpm						
Maximal Current Draw	4A						
Compressor	Oil-less, Air-cooled, Piston type						
Automatic safety shut-off	38.5bar/3850kPa(558psi)						
Recovery rate (Kg/min)		III	IV	V	III	IV	V
	Vapor	0.2	0.25	0.25	0.15	0.2	0.2
	Liquid	1.6	1.8	2.2	1.4	1.5	1.9
	Push/pull	4.6	5.6	6.3	4.1	5	5.7
Operation Temp.	0°C~40°C						
Dimensions	500*230*340mm			530*230*340mm			
Weight	16.0kg			18.0kg			



Model	VRR24A			VRR24C			
Refrigerants	Categorys III: R12, R134a, R401C, R500 Categorys IV: R22, R401A, R401B, R402B, R407C, R407D, R408A, R409A, R411A, R411B, R412A, R502, R509 Categorys V: R402A, R404A, R407A, R407B, R410A, R507, R32						
Power Supply	220-240V, 50/60Hz						
Motor	3/4HP			1HP			
Motor Speed	1450rpm/1750rpm						
Maximal Current Draw	5A						
Compressor	Oil-less, Air-cooled, Piston type						
Automatic safety shut-off	38.5bar/3850kPa(558psi)						
Recovery rate (Kg/min)		III	IV	V	III	IV	V
	Vapor	0.4	0.5	0.5	0.35	0.45	0.45
	Liquid	3	3.5	3.5	2.5	3	3
	Push/pull	7.5	8.5	9.5	6.7	7.5	8.5
Operation Temp.	0°C~40°C						
Dimensions	515*245*360mm			545*245*360mm			
Weight	16.0kg			18.0kg			

Vacuum Pump



Standard Type



With solenoid valve and vacuum gauge

Single Stage

Model	Flow Rate				Ultimate Vacuum		Power (HP)	Inlet Port (Flare)	Oil Capacity (ml)	Dimensions (mm)	Weight (Kg)
	50Hz		60Hz								
VE115	1.5 CFM	42 L/min	1.8 CFM	50 L/min	5 Pa	0.05 mbar	1/4	1/4"	310	285*124*230	6.3
VE125	2.5 CFM	70 L/min	3.0 CFM	84 L/min	5 Pa	0.05 mbar	1/4	1/4"	310	285*124*230	7.1
VE135	3.5 CFM	100 L/min	4.0 CFM	114 L/min	5 Pa	0.05 mbar	1/3	1/4"&3/8"	310	315*124*240	8.1
VE145	4.5 CFM	128 L/min	5.0 CFM	142 L/min	5 Pa	0.05 mbar	1/3	1/4"&3/8"	300	315*124*240	8.2
VE160	6.0 CFM	170 L/min	7.0 CFM	198 L/min	5 Pa	0.05 mbar	1/2	1/4"&3/8"	440	335*138*250	10.5
VE180	8.0 CFM	226 L/min	9.0 CFM	254 L/min	5 Pa	0.05 mbar	3/4	1/4"&3/8"	890	400*145*270	15

Dual Stage

Model	Flow Rate				Ultimate Vacuum		Power (HP)	Inlet Port (Flare)	Oil Capacity (ml)	Dimensions (mm)	Weight (Kg)
	50Hz		60Hz								
VE215	1.5 CFM	42 L/min	1.8 CFM	50 L/min	3*10 ⁻¹ Pa	25 micron	1/4	1/4"	200	308*124*230	7.5
VE225	2.5 CFM	70 L/min	3.0 CFM	84 L/min	3*10 ⁻¹ Pa	25 micron	1/3	1/4"	250	315*124*240	8.6
VE235	3.5 CFM	100 L/min	4.0 CFM	114 L/min	3*10 ⁻¹ Pa	25 micron	1/3	1/4"&3/8"	350	335*138*250	11.2
VE245	4.5 CFM	128 L/min	5.0 CFM	142 L/min	3*10 ⁻¹ Pa	25 micron	1/2	1/4"&3/8"	330	335*138*250	11.4
VE260	6.0 CFM	170 L/min	7.0 CFM	198 L/min	3*10 ⁻¹ Pa	25 micron	3/4	1/4"&3/8"	700	400*145*270	16.5
VE280	8.0 CFM	226 L/min	9.0 CFM	254 L/min	3*10 ⁻¹ Pa	25 micron	1	1/4"&3/8"	590	400*145*270	16.7
VE2100	10.0 CFM	283 L/min	12.0 CFM	340 L/min	3*10 ⁻¹ Pa	25 micron	1	1/4"&3/8"	590	400*145*270	16.7

Feature:

- Forced oil cycling system.
- Big sight glass for monitoring oil level.
- Integrated body structure.
- Automatic anti-backflow valve design.
- High accuracy vacuum gauge shows system pressure.

Note:

- The pump could be assembled with the solenoid valve and the vacuum gauge.

Hand Torch

For Professional brazing and soldering applications

NRTM-9

Manual-lighting hand torch



- Fits both propane and MAP/Pro gas cylinders.
- Nozzle with swirl flame – rapid heat-up, less use.
- Easy turn fine regulating valve for adjustable flame control.
- Swirl tip swivels 360°.

NRTM-11

Manual-lighting hand torch



- Fits both propane and MAP/Pro gas cylinders.
- Nozzle with swirl flame – rapid heat-up, less use.
- Easy turn fine regulating valve for adjustable flame control.
- Twin stainless steel torch adds strength & increased working temperature.

NRTM-1S

Auto-ignite hand torch



- Piezo igniter for instant flame.
- Swirl combustion tip.
- Fits both propane and MAP/Pro gas cylinders.
- Easy turn fine regulating valve for adjustable flame control.
- Swirl tip swivels 360°.

NRTM-027

Auto-ignite hand torch



- Ignition button lock for continuous use.
- Piezo igniter for instant flame.
- Swirl combustion tip.
- Fits both propane and MAP/Pro gas cylinders.
- Easy turn fine regulating valve for adjustable flame control.
- Swirl tip swivels 360°.

Contact Us:

- TENTCOOL provides complete accessories of tips, hoses and spare parts.



Application:

- Refrigerant Leak Detector is a perfect tool for maintaining the air-condition or a cooling system with compressor and Refrigerant. This unit uses a newly developed semi-conductor sensor which is extremely sensitive for variety of general used Refrigerant.



RLD-382P



CT-CPU06



CT-CPU05



DSA-200



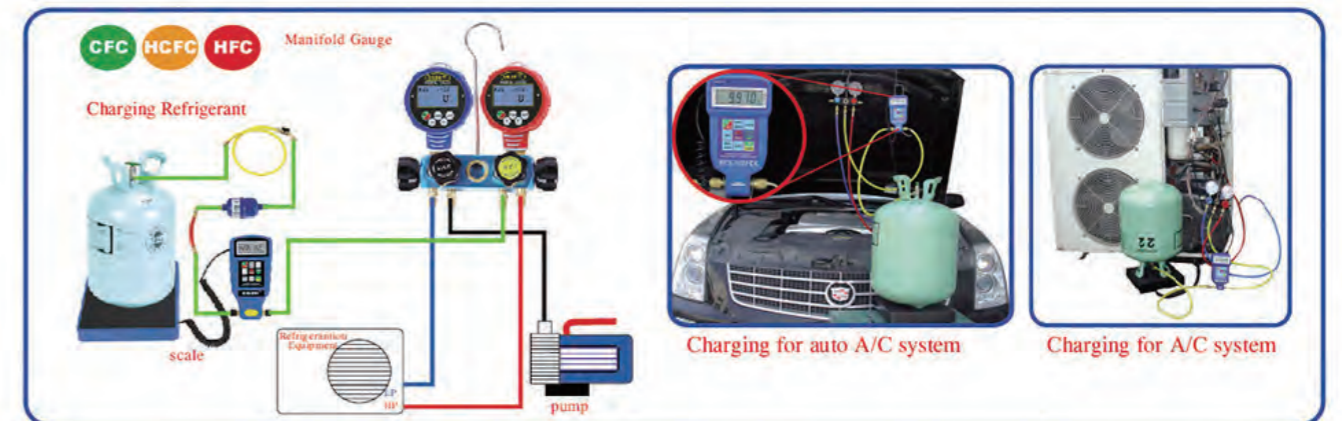
WK-RF100



RCS-50/7010/7020/7040



RCS-N50A/N9030



Hand Tools



CT-204

Pinch-Off Plier.
Pinch for copper tubes of up to 3/8" O.D.



CT-201

7" Pinch-Off Plier.
Pinch for copper tubes of up to 5/16" O.D.



CT-208

Inner-Outer Reamer.
Plastic type for 3/16" to 1-1/2" O.D.



CT-209

Inner-Outer Reamer.
Zinc type for 1/4" to 1-5/8" O.D.



CT-351

Fin Straightener Fit all sizes.



CT-352

Fin Straightener.



CT-122

Ratchet Wrench.



CT-123L

Ratchet Wrench.
1/4", 3/16", 9/16", 1/2" O.D.



CT-207

Handy Deburrer.
Blade can be swiveled.



CT-501

Telescopic ø32mm
Length: 127 – 500mm



CT-502

Telescopic ø50mm
Length: 200 – 410mm



CT-503

Pick up Tools.
Length: 126 – 635mm



PTC-01

Capillary Tube Cutter.
Cuts all sizes of capillary tubes without collapsing nor swaging the tubes.



PTC-02

Capillary Tube Cutter.
Cuts all sizes of capillary tubes without collapsing nor swaging the tubes.



DS-01

AC Installation Spanner.
Spanner For Install & Take Down Air Conditioner.
(Use for 14mm)



WK-01

AC Installation Spanner.
Spanner For Install & Take Down Air Conditioner.
(Use for 14mm & 17mm)

Other Service Tools



CT-338 & CT-339

CAN TAP TOOLS.



CT-340

CAN TAP TOOLS.



BV901/BV451/BVM01

BALL VALVES .




AD-78/87

BRASS ADAPTERS.



AD-89/98

BRASS ADAPTERS.



CT-V810

VALVE CORE TOOLS.



QC18-LH

R134A ADJUSTABLE QUICK COUPLERS.



QC19-LH

R134A ADJUSTABLE QUICK COUPLERS.



DS20114

REFRIGERANT CHARGING STATION



QC12

R134A QUICK COUPLERS.



QC15

R134A QUICK COUPLERS.



Charge - Oil Pump

For oil charge.



Air diffuser



Rubber foam insulation



Aluminum Flexible Duct

Air Diffuser.....	99
Grille.....	100
Disc Valve & Damper & Ball Weather Louver.....	101
Flexible Duct & Rubber Foam Insulation.....	102
Other Supplies.....	103

Air Diffuser



SCD-VA



SCD-VC



SCD-VE



RCD-VA



RCD-VB



RCD-VH



SD-VA



SD-VB



SD-VC



JD-VA



JD-VC



LSD-VA

Grille



DDG-VA




SDG-VA



RG-VA



RG-VC



EG-VA



GL-VA




LG-VA



FR-VA



DG-VA



EG-VR



LG-VC



WL-VR

Disc Valve & Damper & Ball Weather Louver



DV-VA



JD-VE



JD-VF



JD-VG



BWL-VA



BWL-VB



Back Draught Damper



CAV Damper



OBD-VA



OBD-VB



Round Steel VCD



VCD-VA

Flexible Duct & Rubber Foam Insulation



ALU+

Aluminum Flexible Duct




COMBI+

Combined Flexible Duct



PET+

PET Flexible Duct



ISO+

Insulated Flexible Duct



SONO+

Silent Insulated Flexible Duct



SLEEVE+

Thermal Insulation Sleeves




PVC F-PVC

Fabric pvc



SEMI+

Semirigid Flexible Duct




Self-adhesive



Rubber Foam Insulation Tube



Rubber Foam Insulation Sheet



Aluminum foil

