

## ZD-L10/20/25系列 多路换向阀

### ● 用途与特征 APPLICATION AND FEATURES

ZD系列多路换向阀是我单位自主设计开发的一种中高压整体式多路换向阀。防止片之间漏油，具有压力高，防溢流阀堵塞等特点。换向阀滑阀机能A、O、Y、等，经过特殊设计的密封方式，使阀的密封性能卓越。该阀广泛用于叉车、环卫车辆、小型装载机等工程机械的液压系统。10/20本公司生产1到4路，25本公司生产1到3路

ZD It may be combined random. The directional changed level has two installing ways for different operation. The valve is used parallel connection oil route It has pressure releasing outlet to connect other hydraulic components to provide power source. The sealing is specially designed with good sealing. The valve is widely used in the hydraulic system of forklift environment vehicle and light Loading machines. valves combination 1-4

### ● 型号说明 MODEL CODING

ZD	-	L 10	E	-	×	T	-	×
①		②	③		④	⑤		⑥

①产品代号Unit code




②公称口径Nominal size 10 mm 流量Nominal flow rate 40 (L/min)  
Nominal size 20 mm 流量Nominal flow rate 100 (L/min)  
Nominal size 25 mm 流量Nominal flow rate 160 (L/min)

③压力等级Pressure grade E: 16MPa F: 20MPa 最大压力 (MPa) Max. Pressure 25

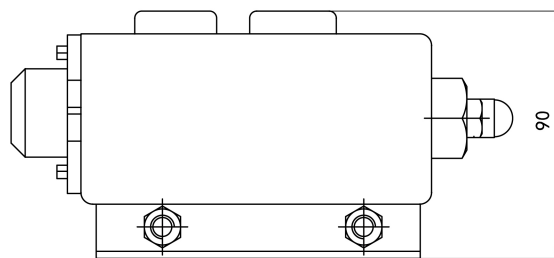
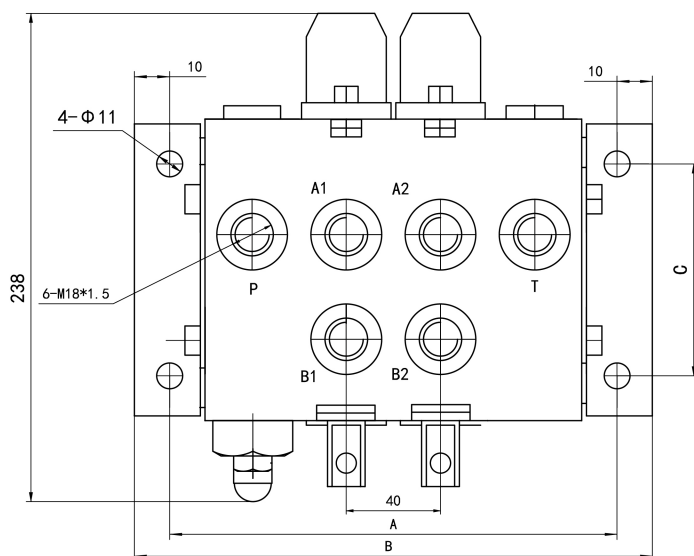
④工作联数 job number

⑤复位方式Spool returning T: 弹簧复位Spring W钢球定位 (Steel ball positioning)

⑥滑阀机能Spool function A O Y



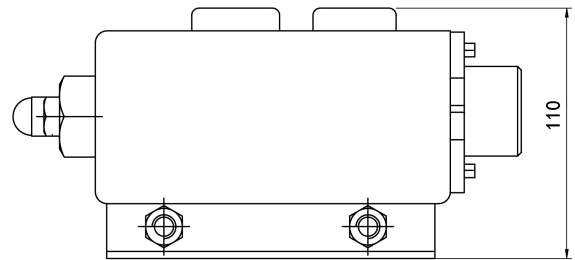
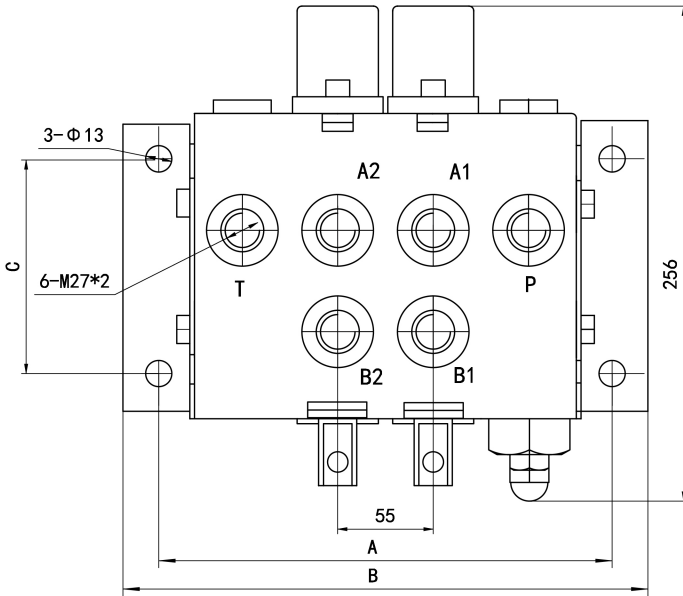
### ● ZD-L10 外形图 OUTLINE DIMENSIONS



	1联	2联	3联	4联
A	156	196	236	276
B	180	220	260	300
C	100	100	100	100

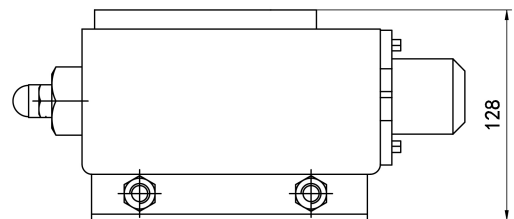
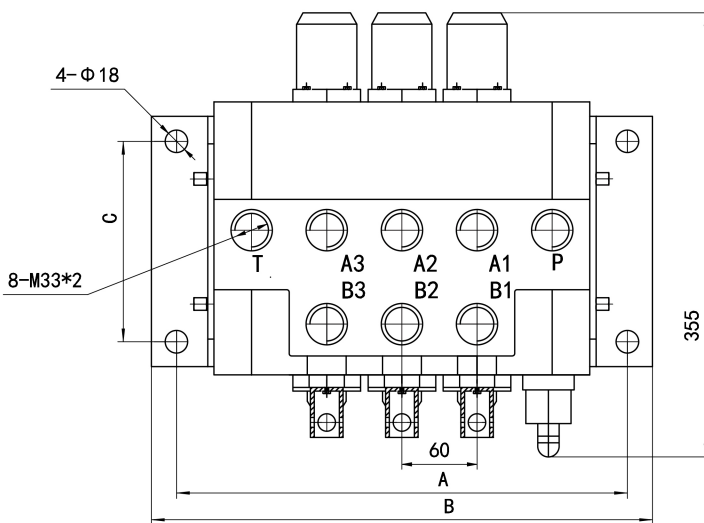
# ZD-L10/20/25系列 多路换向阀

• ZD-L20 外形图 OU-TLINE DIMENSIONS



	1联	2联	3联	4联
A	204	259	314	369
B	240	295	350	405
C	120	120	120	120

• ZD-L25 外形图 OU-TLINE DIMENSIONS



	1联	2联	3联
A	236	296	356
B	280	340	400
C	160	160	160

# SQZD ( ZS ) -L20气动系列 多路换向阀

## ● 用途与特征 APPLICATION AND FEATURES


SQ20气动系列多路换向阀是我单位自主设计开发的一种中高压气动多路换向阀。具有压力高，防溢流阀堵塞等特点。换向阀滑阀机能A、O、Y、等，经过特殊设计的密封方式，使阀的密封性能卓越。该阀广泛用于环卫车辆等工程机械的液压系统。

It may be combined random. The directional changed level has two installing ways for different operation. The valve is used parallel connection oil route It has pressure releasing outlet to connect other hydraulic components to provide power source. The sealing is specially designed with good sealing. The valve is widely used in the hydraulic system of forklift environment vehicle and light Loading machines.

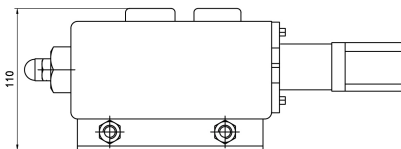
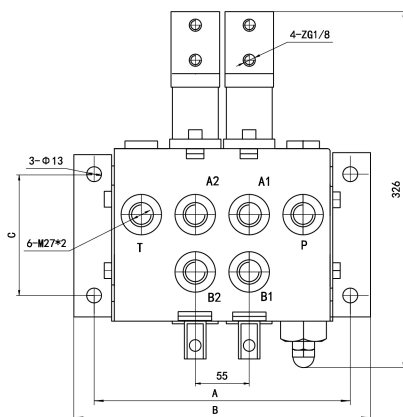
## ● 型号说明 MODEL CODING

SQ	ZD	-	L20	E	-	×	×
①	②		③	④		⑤	⑥

- ①手动气动控制 Spring and Pneumatic
- ②产品代号Unit code ZD整体Integral ZS分片Schistose
- ③公称通径Nominal size 20 mm 流量Nominal flow rate 100 ( L / min )
- ④压力等级Pressure grade E: 16 MPa F: 20 MPa
- ⑤工作联数 job number
- ⑥滑阀机能Spool function A O Y

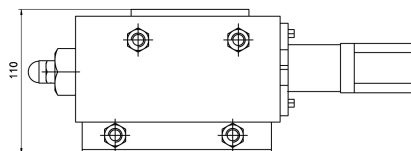
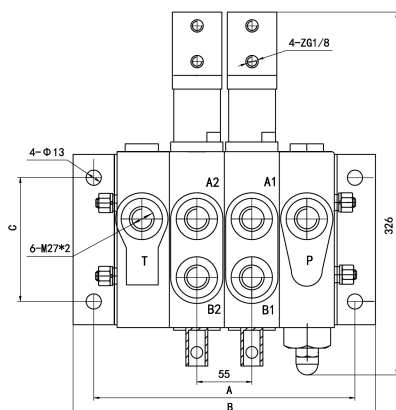


## ● SQZD-L20 外形图 OU-TLINE DIMENSIONS



	1联	2联	3联	4联
A	204	259	314	369
B	240	295	350	405
C	120	120	120	120

## ● SQZS-L20 外形图 OU-TLINE DIMENSIONS



	1联	2联	3联	4联	N联
A	204	259	314	369	204+ (N-1) × 55
B	240	295	350	405	240+ (N-1) × 55
C	120	120	120	120	120