



# SANCO ELECTRONICS CO., LTD.

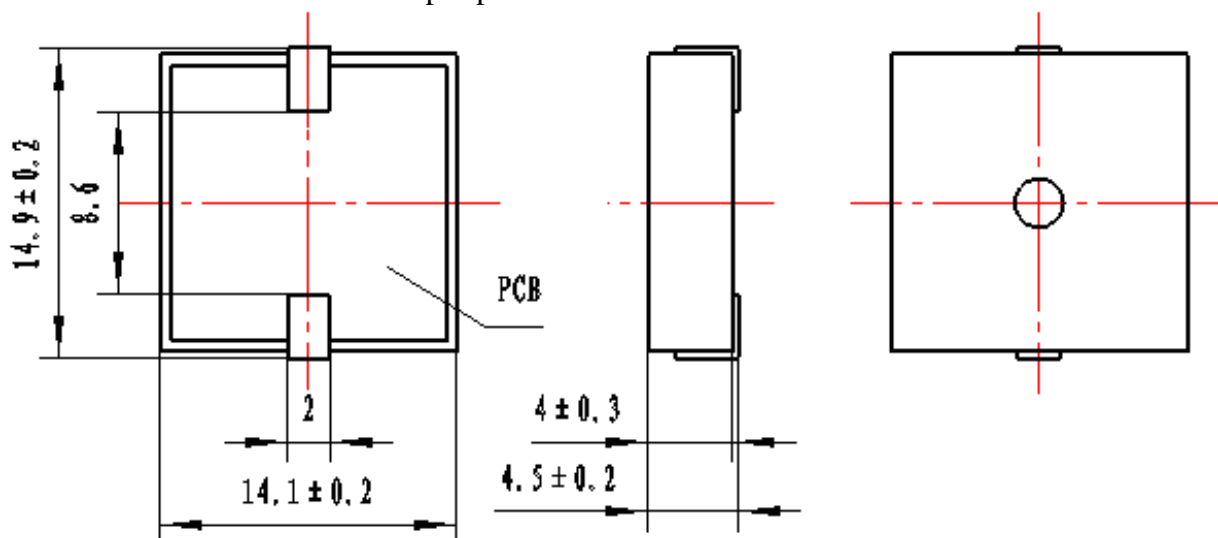
## SMD PIEZO TRANSDUCER

1	Model No.	SPT-1443
2	Resonance Frequency (KHz)	$4.0 \pm 0.5$
3	Max Input Voltage (Vp-p)	20
4	Capacitance at 120Hz (pF)	$12000 \pm 30\%$
5	Sound Output at 10cm (dB)	$\geq 75$ at 4.0KHz Square Wave 5Vp-p
6	Operating Temperature (°C)	-20~+70
7	Storage Temperature (°C)	-30~+80
8	Rated Current (mA)	$\leq 2$
9	Weight (g)	1.2
10	Housing Material	PPS

\*Applying rated voltage (Resonant frequency, Square wave)

### DIMENSIONS (UNIT: mm)

Tolerance:  $\pm 0.5$ mm Except Specified



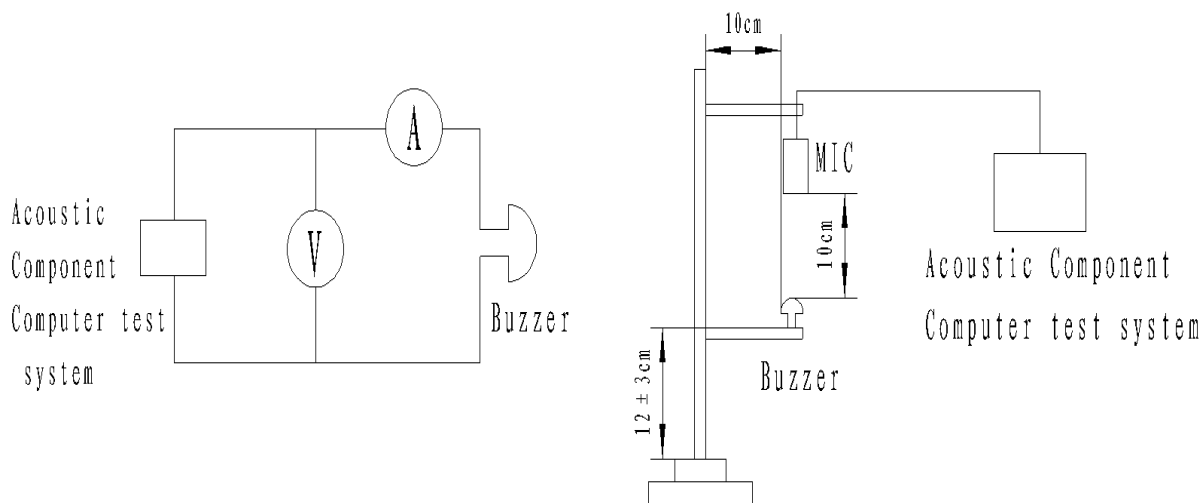
SANCO ELECTRONICS CO., LTD.

Tel: +86-574-83851068; Fax: +86-574-83851096

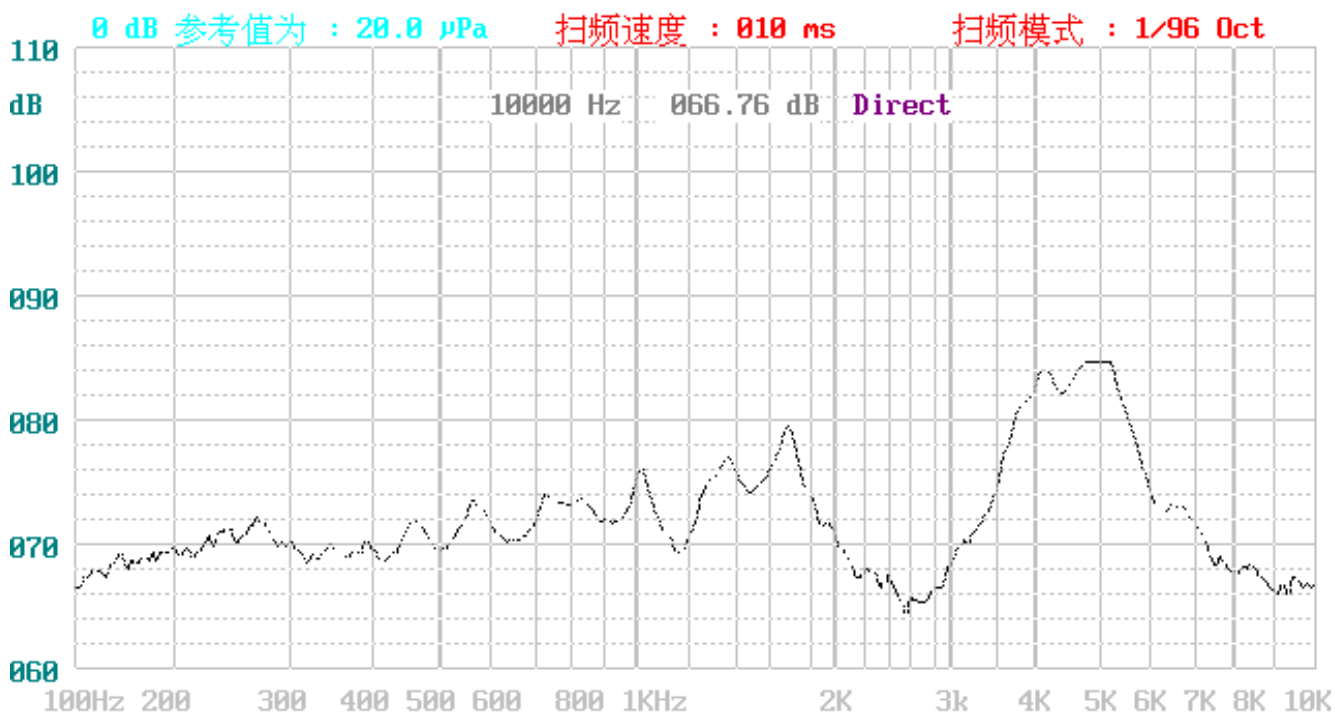
E-mail: sales@sancoelectronics.com

# SANCO ELECTRONICS CO., LTD.

## TEST METHOD:



## FREQUENCY RESPONSE:



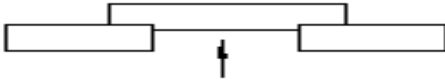
SANCO ELECTRONICS CO., LTD.

Tel: +86-574-83851068; Fax: +86-574-83851096

E-mail: sales@sancoelectronics.com

# SANCO ELECTRONICS CO., LTD.

## RELIABLY TEST:

NO.	ITEM	TESTING CONDITION	VARIANCE AFTER TEST
1	High temp. storage life	The part shall be capable of withstanding a storage temperature is +80°C for 120 hours	<i>All specifications must be satisfied after the test.</i>
2	Low temp. storage life	The part shall be capable of withstanding a storage temperature is -30°C for 120 hours	
3	Temp. Cycle	Total 5 cycles, 1 cycle consisting of -30±2°C, 30 minutes 20±5°C 15 minutes 80±2°C, 30 minutes 20±5°C 15 minutes	
4	Humidity Test	30±2°C, 90~95% RH, 120 hours	
5	Vibration Test	The part shall be subjected to a vibration cycle is 10Hz in a period is 1 minute. Total peak amplitude shall be 1.52mm(9.3g). The vibration test shall consist of 2 hours per plane in each three mutually perpendicular planes for a total time of 6 hours.	
6	Shock	Sounder shall be measured after being applied shock (980m/s <sup>2</sup> ) for each three mutually perpendicular directions to each of 3 times by half sine wave.	
7	Solder ability	The part leads (pins) shall be immersed in molten solder maintained at 235+5°C for a period of 2.0+0.5 seconds	Ninety-five percent (95%) coverage with a continuous coating of bright new solders.
8	Solder heat resistance	The part leads (pins) shall be immersed in molten solder maintained at 250±10°C for a period of 30 seconds.	After the test part shall meet specifications without any degradation in appearance and performance.
9	Lead pull	The part shall be pushed with a force of 9.8N for 10±1 seconds behind the part. 	After the test part shall meet specifications without any degradation in appearance and performance.
10	Recommended temp. Profile for Reflow Oven	Shown in Fig.1	

**Warranty:**For a period of one year from date of manufacture under normal operations.

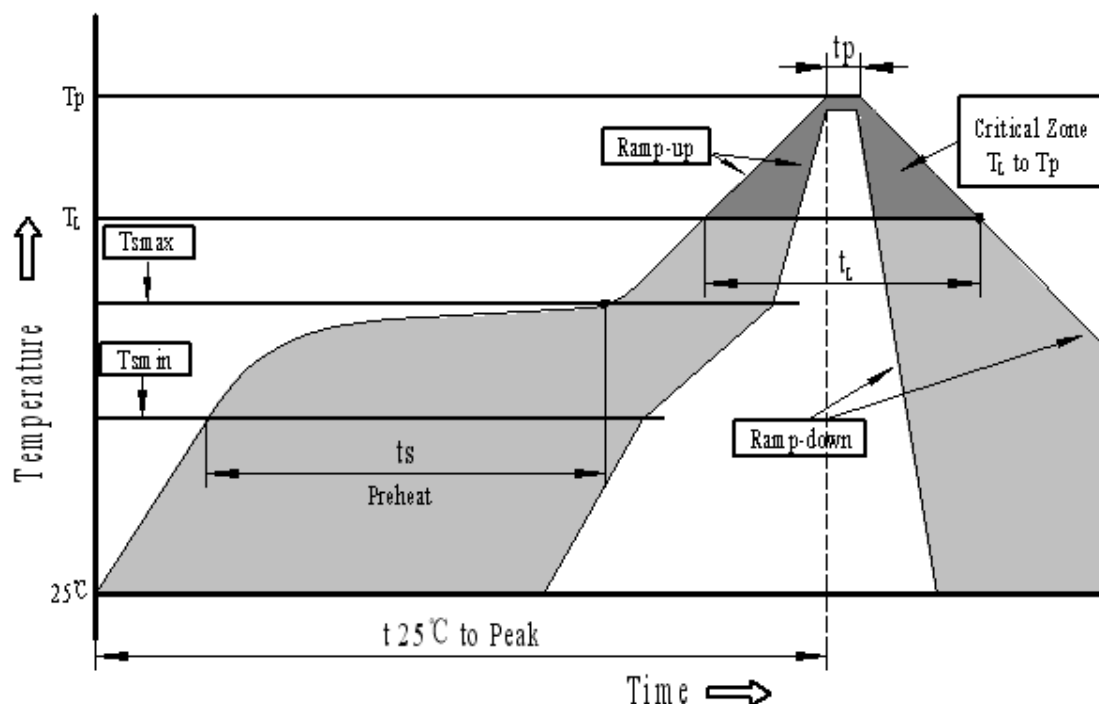
**SANCO ELECTRONICS CO., LTD.**

Tel: +86-574-83851068; Fax: +86-574-83851096

E-mail: sales@sancoelectronics.com

# SANCO ELECTRONICS CO., LTD.

**Recommended Temp. Profile for Reflow Oven (Fig.1)**



Profile Feature	Pb-Free Assembly
Average ramp-up rate( $T_L$ to $T_p$ )	3°C/second max.
Preheat	
-Temperature Min.( $T_{smin}$ )	150°C
-Temperature Min.( $T_{smax}$ )	200°C
-Temperature Min.( $t_s$ )	60~180 seconds
$T_{smax}$ to $T_L$	
-Ramp-up Rate	3°C/second max.
Time maintained above:	
- Temperature( $T_L$ )	217°C
-Time( $T_L$ )	60~150 seconds
Peak temperature( $T_p$ )	245°C+0/-5°C
Time within 5°C of actual Peak temperature ( $t_p$ )	6 seconds max.
Ramp-down Rate	6°C/second max.
Time 25°C to Peak Temperature	8 minutes max.

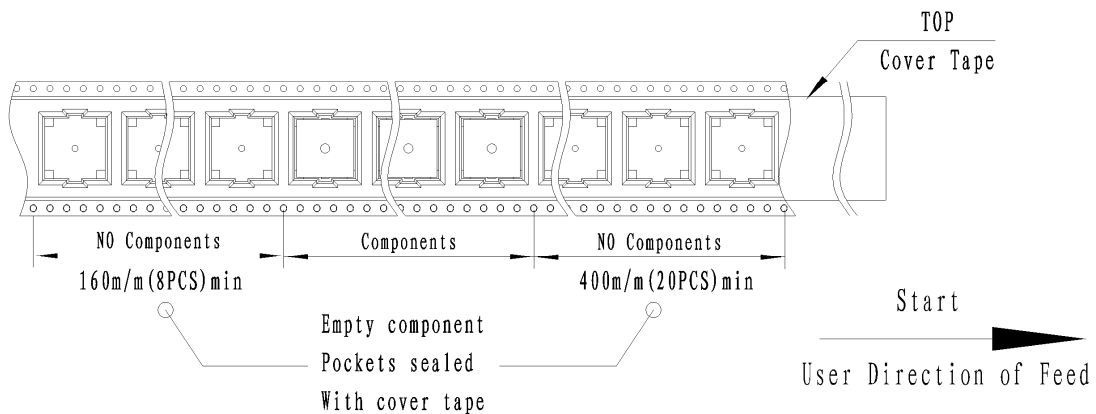
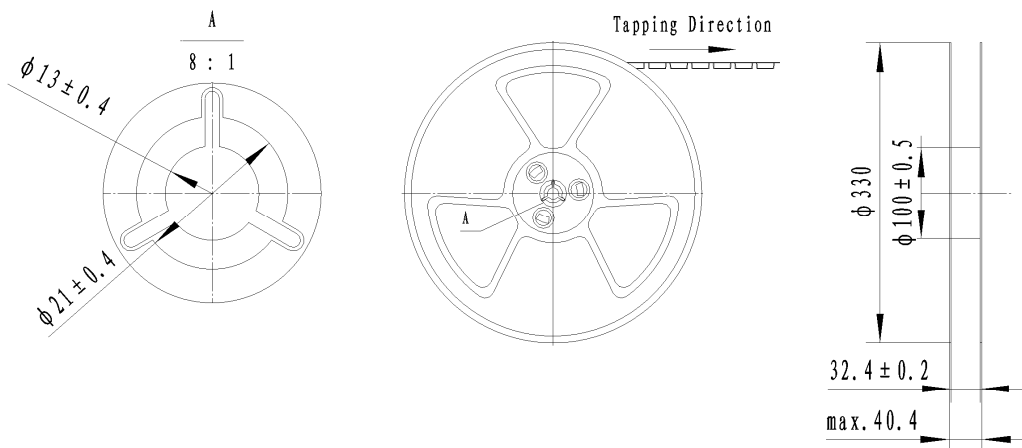
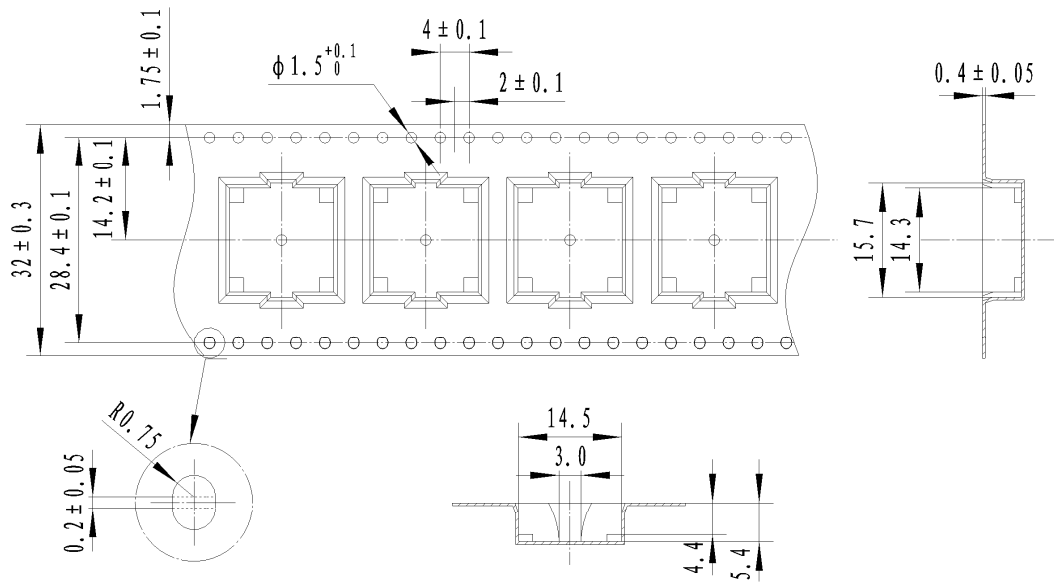
**SANCO ELECTRONICS CO., LTD.**

Tel: +86-574-83851068; Fax: +86-574-83851096

E-mail: sales@sancoelectronics.com

# SANCO ELECTRONICS CO., LTD.

## PACKING:



SANCO ELECTRONICS CO., LTD.

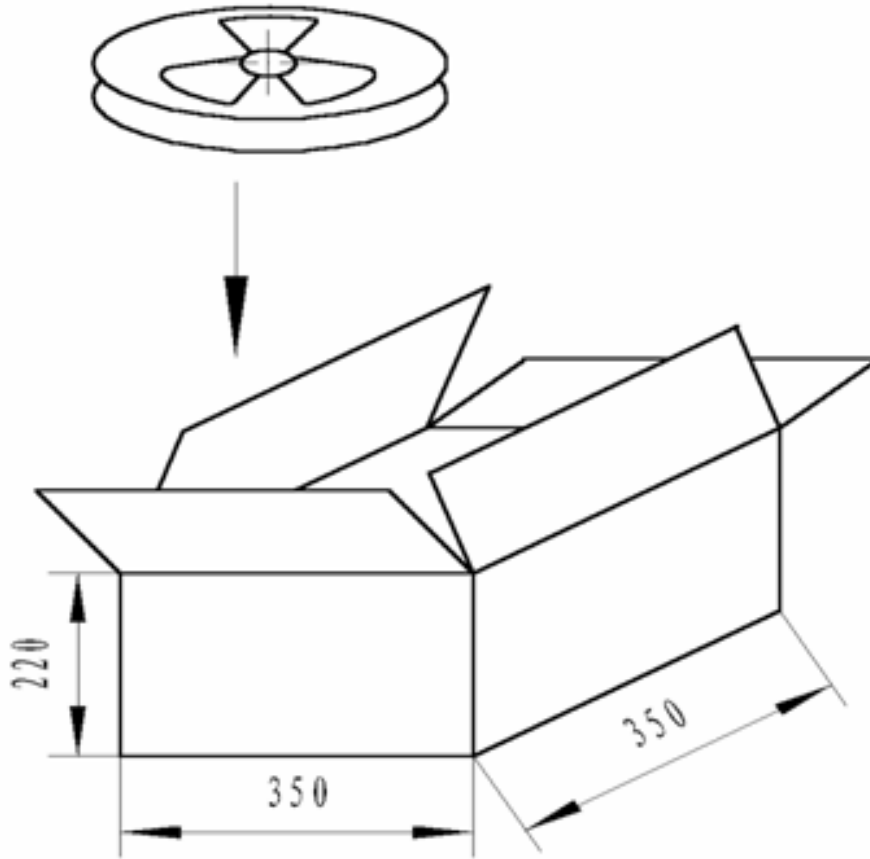
Tel: +86-574-83851068; Fax: +86-574-83851096

E-mail: sales@sancoelectronics.com

# SANCO ELECTRONICS CO., LTD.

---

## PACKING:



## NOTES:

1. 600 PCS per coil
2. Total 5 coil per carton
3. Total 3000 PCS carton
4. Volume:  $35 \times 35 \times 22\text{cm}$

**SANCO ELECTRONICS CO., LTD.**

Tel: +86-574-83851068; Fax: +86-574-83851096

E-mail: sales@sancoelectronics.com