

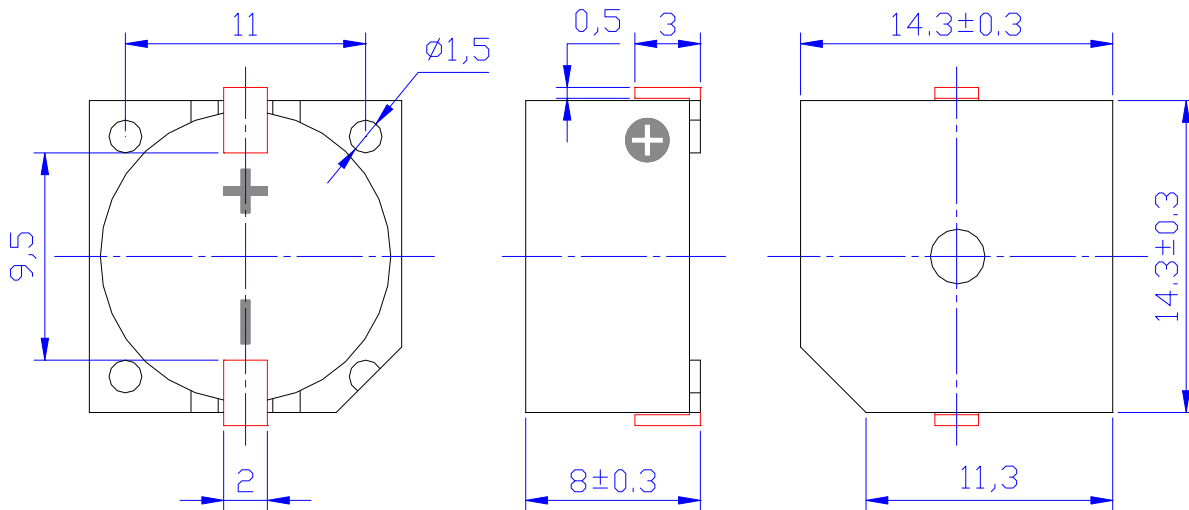
SANCO ELECTRONICS CO., LTD

| | | |
|----|----------------------------|-----------------|
| 1 | Part Number | SPB-1570A-05040 |
| 2 | Rated Voltage (VDC) | 5 |
| 3 | Operating Voltage (VDC) | 3~7 |
| 4 | *Rated Current (mA) | 12 max |
| 5 | *Sound Output at 10cm (dB) | 85 min |
| 6 | Tone | Continuous |
| 7 | Resonant Frequency (Hz) | 4000±500 |
| 8 | Operating Temperature (°C) | -20~+70 |
| 9 | Storage Temperature (°C) | -30~+80 |
| 10 | Weight (g) | 2.3 |
| 11 | Housing Material | LCP |
| 12 | RoHS | Yes |

*Value applying rated voltage (DC)

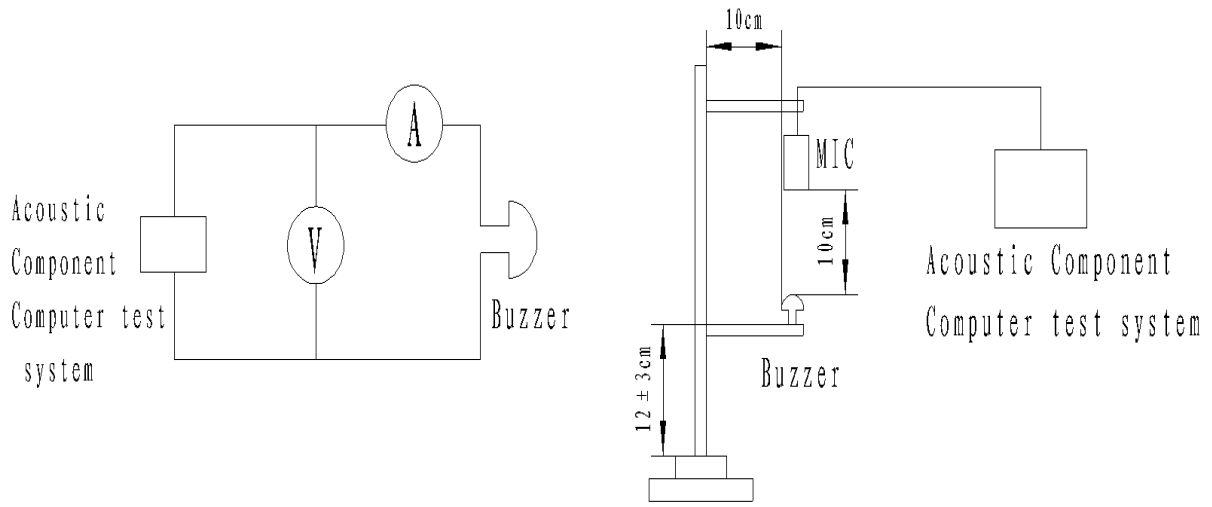
DIMENSIONS (UNIT: mm)

Tolerance: ±0.5mm Except Specified

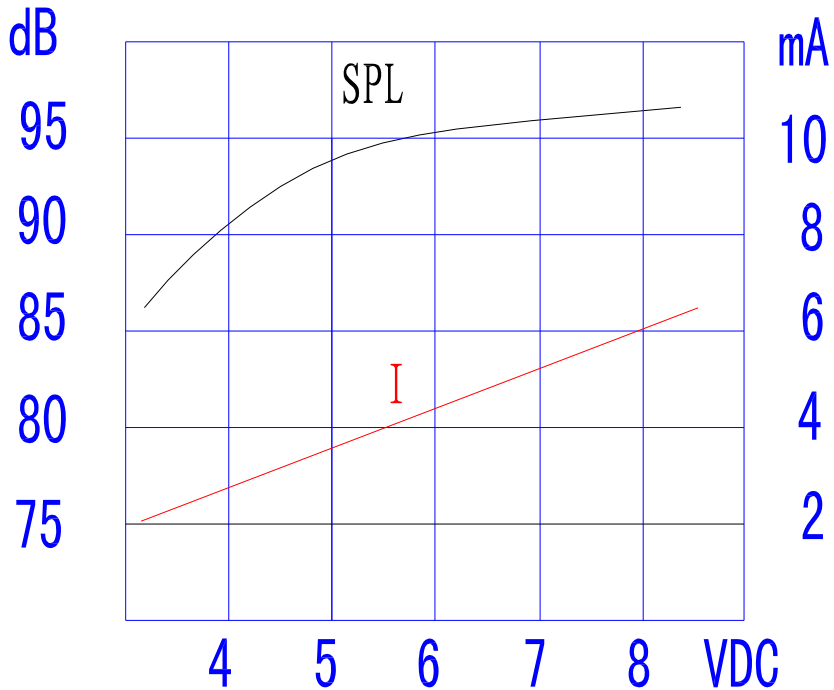


SANCO ELECTRONICS CO., LTD.
 Tel: +86-574-83851068; Fax: +86-574-83851096
 E-mail: sales@sancoelectronics.com

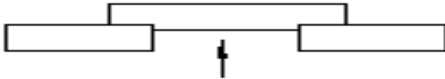
TEST METHOD:



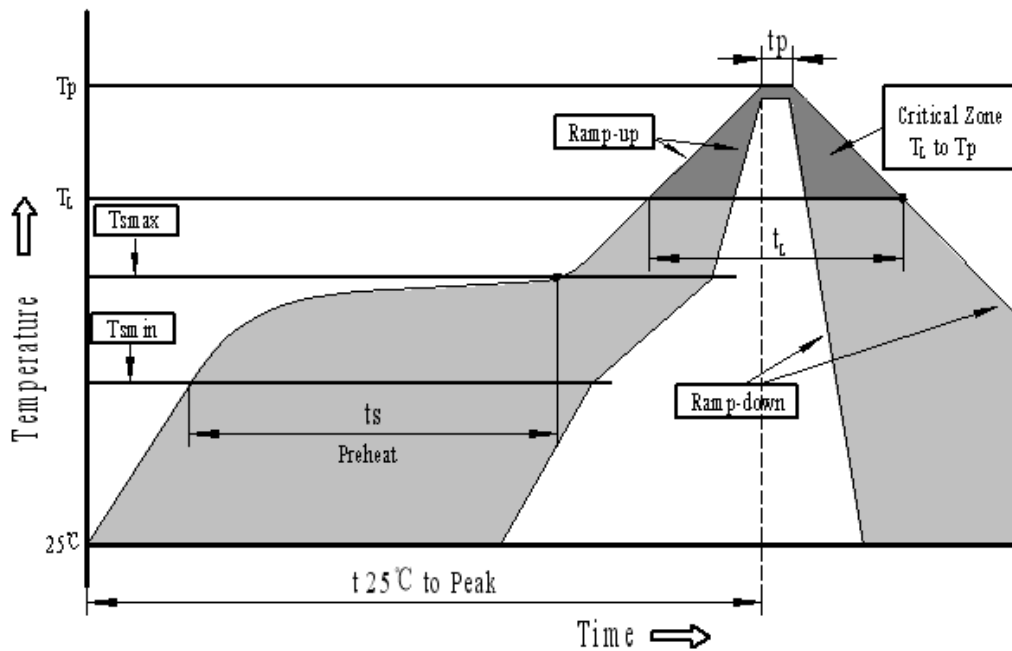
FREQUENCY RESPONSE:



RELIABLY TEST:

| NO. | ITEM | TESTING CONDITION | VARIANCE AFTER TEST |
|-----|---|---|--|
| 1 | High temp. storage life | The part shall be capable of withstanding a storage temperature is +80°C for 120 hours | <i>All specifications must be satisfied after the test.</i> |
| 2 | Low temp. storage life | The part shall be capable of withstanding a storage temperature is -30°C for 120 hours | |
| 3 | Temp. Cycle | Total 5 cycles, 1 cycle consisting of -20±2°C, 30 minutes 20±5°C 15 minutes 80±2°C, 30 minutes 20±5°C 15 minutes | |
| 4 | Humidity Test | 30±2°C, 90~95% RH, 120 hours | |
| 5 | Vibration Test | The part shall be subjected to a vibration cycle is 10Hz in a period of 1 minute. Total peak amplitude shall be 1.52mm(9.3g). The vibration test shall consist of 2 hours per plane in each three mutually perpendicular planes for a total time of 6 hours. | |
| 6 | Shock | Sounder shall be measured after being applied shock (980m/s ²) for each three mutually perpendicular directions to each of 3 times by half sine wave. | |
| 7 | Drop Test | Dropped naturally from 700mm height onto the surface of 10mm thick wooden board. 2 directions-upper and side of the part are to be applied. | |
| 8 | Lead pull | The part shall be pushed with a force of 9.8N for 10±1 seconds behind the part.  | After the test part shall meet specifications without any degradation in appearance and performance. |
| 9 | Recommended temp. Profile for Reflow Oven | Shown in Fig.1 | |

Recommended Temp. Profile for Reflow Oven (Fig.1)



| Profile Feature | Pb-Free Assembly |
|--|------------------|
| Average ramp-up rate(T_L to T_p) | 3°C/second max. |
| Preheat | |
| -Temperature Min.(T_{smin}) | 150°C |
| -Temperature Min.(T_{smax}) | 200°C |
| -Temperature Min.(t_s) | 60~180 seconds |
| T_{smax} to T_L | |
| -Ramp-up Rate | 3°C/second max. |
| Time maintained above: | |
| - Temperature(T_L) | 217°C |
| -Time(T_L) | 60~150 seconds |
| Peak temperature(T_p) | 245°C+0/-5°C |
| Time within 5°C of actual Peak temperature (t_p) | 6 seconds max. |
| Ramp-down Rate | 6°C/second max. |
| Time 25°C to Peak Temperature | 8 minutes max. |