



SPECIFICATIONS

- Voltage rating: 250V AC/DC
- Current rating: 3A AC, DC
- Withstanding Voltage: 1500V AC/minute
- Insulation resistance: 1000MΩ min
- Temperature range: -40°C~+105°C

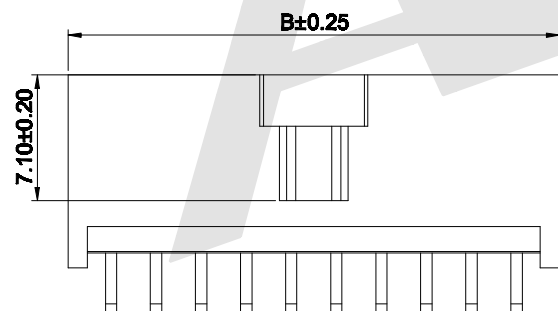
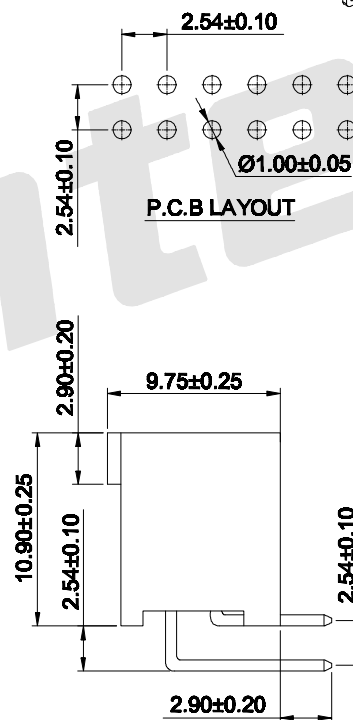
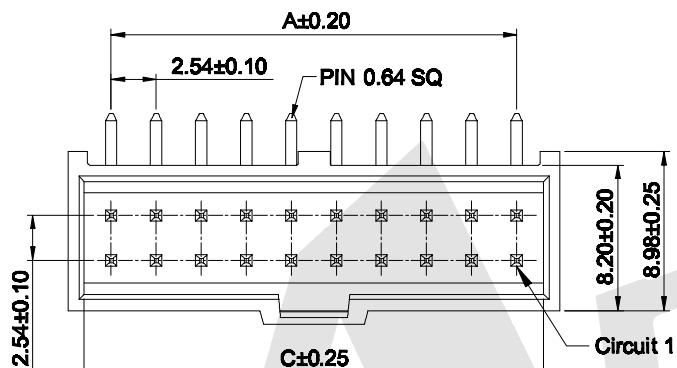
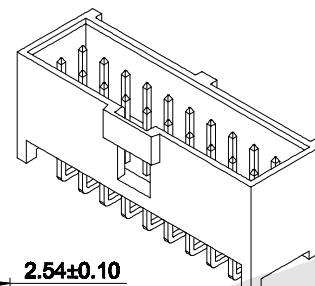
WAFER

- Part NO: AW2547RB-2xNP
- Material: Pin: Brass/Gold over Nickel
Insulator: PBT15%GF, UL94V-0
- Mates with: AH2547J series Housing
- Color: Black

Ordering Information & Dimensions:

Poles	Part No.	Dimensions (mm)		
		A	B	C
06	AW2547RB-2x03P	5.08	9.98	8.12
08	AW2547RB-2x04P	7.62	12.60	10.66
10	AW2547RB-2x05P	10.16	15.04	13.20
12	AW2547RB-2x06P	12.70	17.58	15.74
14	AW2547RB-2x07P	15.24	20.12	18.28
16	AW2547RB-2x08P	17.78	22.66	20.82
18	AW2547RB-2x09P	20.32	25.20	23.36
20	AW2547RB-2x10P	22.86	27.74	25.90
22	AW2547RB-2x11P	25.40	30.28	28.44
24	AW2547RB-2x12P	27.94	32.82	30.98
26	AW2547RB-2x13P	30.48	35.36	33.52
28	AW2547RB-2x14P	33.02	37.90	36.06
30	AW2547RB-2x15P	35.56	40.44	38.60
32	AW2547RB-2x16P	38.10	42.98	41.14
34	AW2547RB-2x17P	40.64	45.52	43.68
36	AW2547RB-2x18P	43.18	48.06	46.22
38	AW2547RB-2x19P	45.72	50.60	48.76
40	AW2547RB-2x20P	48.26	53.14	51.30
42	AW2547RB-2x21P	50.80	55.68	53.84
44	AW2547RB-2x22P	53.34	58.22	56.38
46	AW2547RB-2x23P	55.88	60.76	58.92
48	AW2547RB-2x24P	58.42	63.30	61.46
50	AW2547RB-2x25P	60.96	65.84	64.00
52	AW2547RB-2x26P	63.50	68.38	66.54
54	AW2547RB-2x27P	66.04	70.92	69.08
56	AW2547RB-2x28P	68.58	73.46	71.62
58	AW2547RB-2x29P	71.12	76.00	74.16
60	AW2547RB-2x30P	73.66	78.54	76.70
62	AW2547RB-2x31P	76.20	81.08	79.24
64	AW2547RB-2x32P	78.74	83.62	81.78

Unit:mm



Unless Otherwise specified tolerance
 I ±0.35 I, XX: ±0.20
 I, X: ±0.25 I, XXX: ±0.15

SCALE: As Shown UNIT: mm
 DRAW Jack Bao DATE 06/22/2018
 CHECK Bob Yang DATE 06/22/2018



Antenk ANTENK ELECTRONICS CO., LTD
[Http://www.antenk.com](http://www.antenk.com)
 E-mail:sales@antenk.com

TITLE: 2.54mm pitch 90° Box Header Connector Series

DRAWING NO: AW2547RB-2xNP

PRODUCT NO: AW2547RB-2xNP

REV	DESCRIPTION	DATE
1		