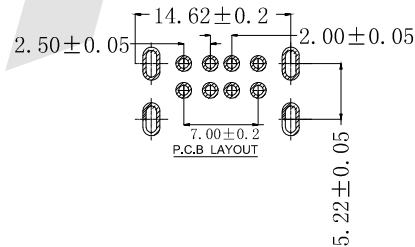
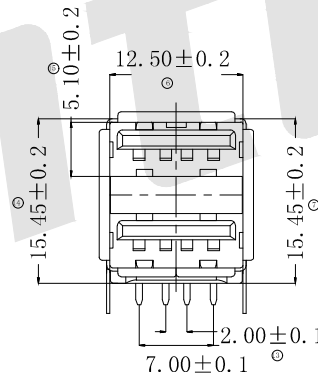
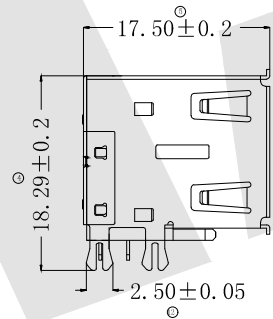
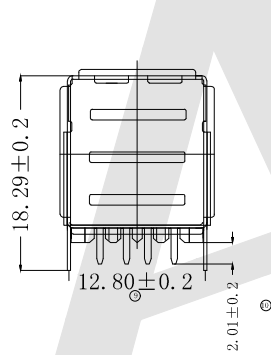
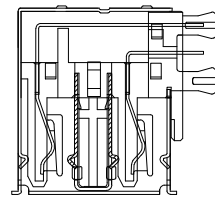
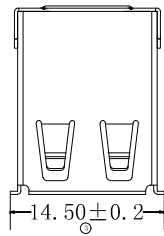
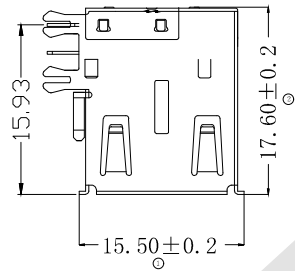


HSF



Specifications:

Electrical:

1. Current Rating: 1.0 A contact terminal
2. Voltage Rating: 30V DC
3. Contact Resistance: 30 mΩ MAX
4. Dielectric Withstanding Voltage: 300V AC AT Seo Level
5. Insulation Resistance: 1000MΩ MIN

Mechanical:

1. Connector Mate and Unmate Force: Mate force: 3.0kgf (MAX)  
Unmate force: 0.7kgf (MIN)
2. Terminal Retention: 1.2kgf (MIN)

Material:

1. Housing: Hing Temperature Tnermaplastics, UI LCP PBT White/Black
2. Contact: Copper Alloy C5191/C2680
3. Shell: Copper Alloy SPCC/ C2680

Finish:

1. Contact: Plated Gold in Mating Area; Tin On Solder Talls
2. Shell: Nickel Plating

Ordering Code:

UAFR05B - X - X - X - X - X - X

① ② ③ ④ ⑤ ⑥ ⑦

- ① Series No:
- ② Shell Material:  
B: Brass I: Iron  
S: stainless steel
- ③ Insulator Material:  
P: PBT+30%GF L: LCP
- ④ Contact Material:  
B: Brass P: phosphor copper
- ⑤ Contact Plating  
G0: Gold flash  
G1: 3u" Gold  
G2: 5u" Gold  
G3: 10u" Gold  
G4: 15u" Gold  
G5: 30u" Gold
- ⑥ Color Insulator  
A: White B: Black
- ⑦ Packing  
A: Tray B: Bag  
C: Tube D: Tape & Reel

Unless Otherwise specified tolerance  
X. ± 0.35 X.XX: ± 0.20  
X.X: ± 0.25 X.XXX: ± 0.15

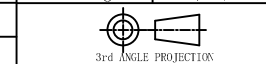
**Antenk** ANTENK ELECTRONICS CO., LTD  
Http://www.antenk.com  
E-mail: sales@antenk.com

SCALE: As Shown UNIT: mm

DRAW: ZLA DATE: 28/03/2022

CHECK: BobYang DATE: 28/03/2022

TITLE: USB2.0 A Receptacle double stacked angle with straight fork version



DRAWING NO: UAFR05B-XXXXXXX

PRODUCT NO: UAFR05B-XXXXXXX

REV	DESCRIPTION	DATE
1		
2		
3		
4		
5		