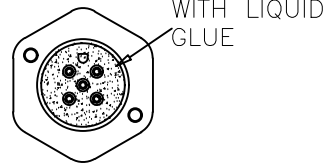
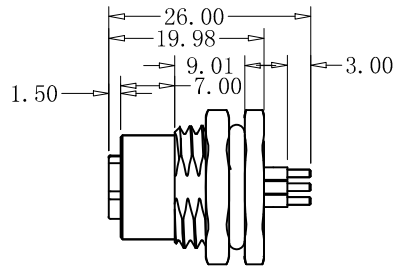
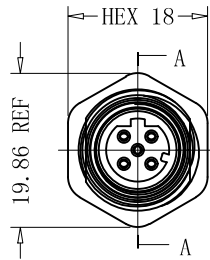
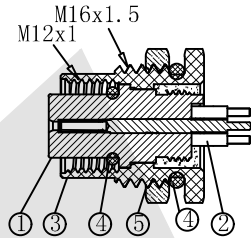


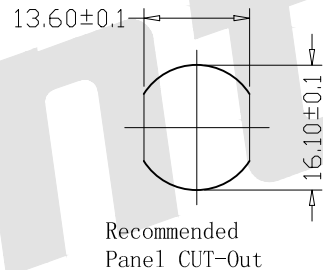
HSF



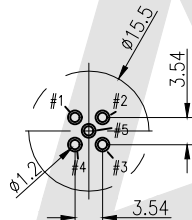
3D View



Section A-A



Recommended Panel CUT-Out



3~5P RECOMMENDED PCB LAYOUT; TOL: ±0.05mm

Notes:

- Waterproof rate: IP68
IP68: Immersed in 1M water for 24 hours
- Electrical characteristics
Temperature range: -40° C to +100° C
rating: 60V AC/DC 5A
Dielectric withstanding voltage: 500V AC for one minute
- For panel thickness Max of 4.0mm

Order Code:

M12 - D - XP - F - 124
① ② ③ ④ ⑤

- ① Type of M series: M12
- ② Code option: D Code
- ③ NO. of PINS: 03~05
- ④ Gender option: Female
- ⑤ Series number: 124

M12-D-03P -F-124	
M12-D-04P -F-124	
M12-D-05P -F-124	
P/N	PIN ASSIGNMENTS FRONT VIEW

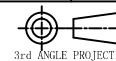
5	Nut	Copper alloy	Nickel plating 60u	1
4	Waterproof ring	Silicone	Red	2
3	Shell	Copper alloy	Nickel plating 60u	1
2	Female PIN	Copper alloy	Gold plating 3u	3~5
1	Plastic core	Nylon UL94 V-0	Black	1
NO.	ITEM	MATERIALS	SURFACE	QUANTITY

Unless Otherwise specified tolerance
X. ±0.35 X.XX: ±0.20
X.X: ±0.25 X.XXX: ±0.15

SCALE: As Shown UNIT: mm

DRAW ZLA DATE 07/04/2022

CHECK BobYang DATE 07/04/2022



Antenk ANTENK ELECTRONICS CO., LTD
Http://www.antenk.com
E-mail: sales@antenk.com

TITLE: M12 3~5P Female Lock Front M16 D Code DIP 180° Unshielded

DRAWING NO: M12-D-XP-F-124

PRODUCT NO: M12-D-XP-F-124

REV	DESCRIPTION	DATE