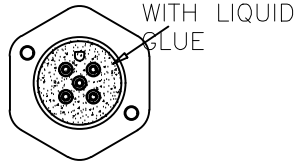
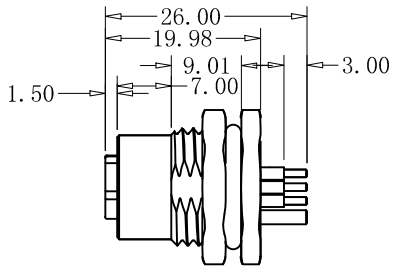
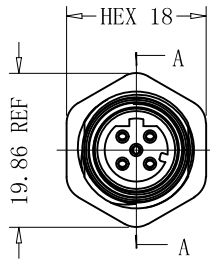


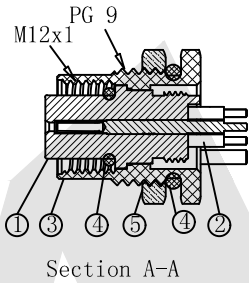
HSF



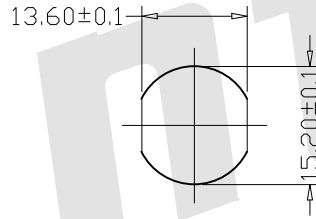
ROHS



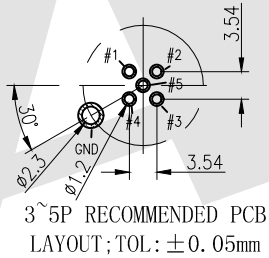
3D View



Section A-A



Recommended Panel CUT-OUT



3~5P RECOMMENDED PCB LAYOUT;TOL:±0.05mm

Notes:

- Waterproof rate:IP68
IP68:Immersed in 1M waterfor 24 hours
- Electrical characteristics
Temperature range:-40° C to +100° C
rating:60V AC/DC 5A
Dielectric withstanding voltage:500V AC for one minute
- For panel thickness Max of 4.0mm

Order Code:

M12 - D - XP - F - 121
① ② ③ ④ ⑤

- ① Type of M series:M12
- ② Code option:D Code
- ③ NO. of PINS:03~05
- ④ Gender option:Female
- ⑤ Series number:121

M12-D-03P -F-121	
M12-D-04P -F-121	
M12-D-05P -F-121	
P/N	PIN ASSIGNMENTS FRONT VIEW

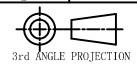
5	Nut	Copper alloy	Nickel plating 60u	1
4	Waterproof ring	Silicone	Red	2
3	Shell	Copper alloy	Nickel plating 60u	1
2	Female PIN	Copper alloy	Gold plating 3u	3~5
1	Plastic core	Nylon UL94 V-0	Black	1
NO.	ITEM	MATERIALS	SURFACE	QUANTITY

Unless Otherwise specified tolerance
X. ±0.35 X.XX:±0.20
X.X:±0.25 X.XXX:±0.15

SCALE: As Shown	UNIT: mm
DRAW ZLA	DATE 07/04/2022
CHECK BobYang	DATE 07/04/2022

Antenk ANTENK ELECTRONICS CO.,LTD
Http://www.antenk.com
E-mail:sales@antenk.com

TITLE:
M12 3~5P Female Lock Front PG 9 D Code DIP
180° Shielded
DRAWING NO: M12-D-XP-F-121
PRODUCT NO: M12-D-XP-F-121



REV	DESCRIPTION	DATE