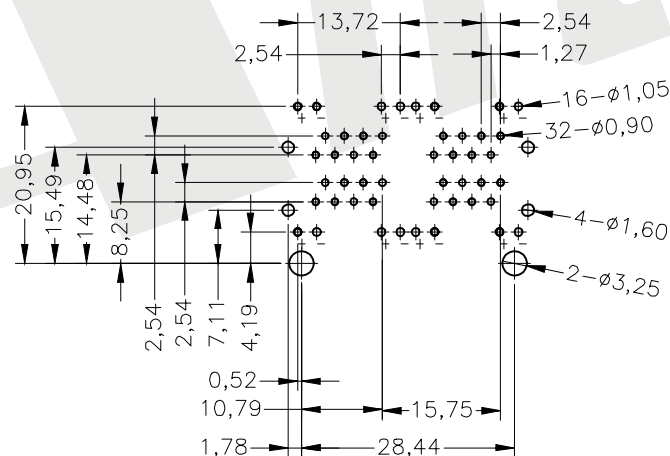
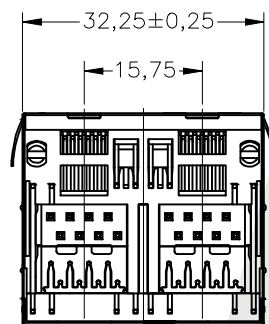
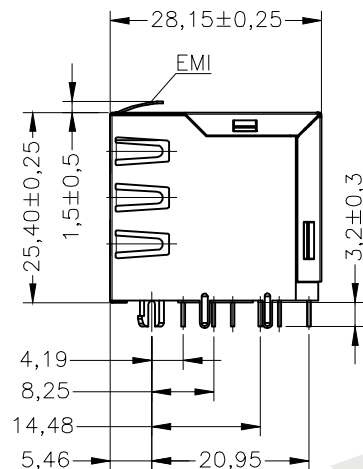
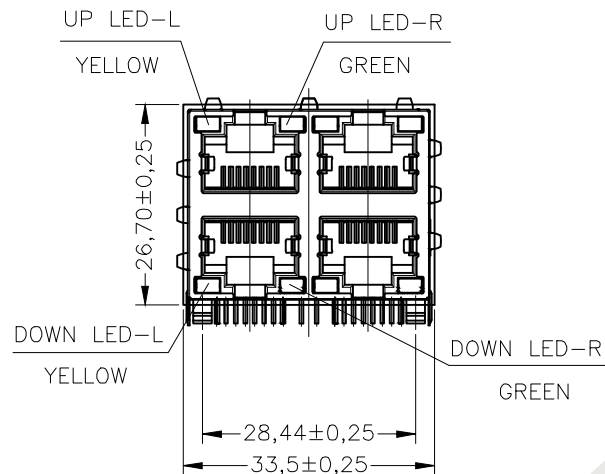


HSF



ROHS



PCB LAYOUT

SPECIFICATIONS:

1. Material:

- 1.1 Housing: Glass Filled Polyester UL94V-0
- 1.2 Contact: Phosphor Bronze, Ø0.46mm
- 1.3 Plating: Gold Plating Over Nickel

2. Electrical Characteristic:

- 2.1 Voltage Rating: 125 VAC RMS
- 2.2 Current Rating: 1.5 AMP
- 2.3 Contact Resistance: 45 Milliohms Max
- 2.4 Insulation Resistance: 1000 Megohms Min@500V DC
- 2.5 Dielectric Withstanding Resistance: 1000V AC RMS 60HZ, 1 Min

3. Mechanical Characteristic:

- 3.1 Durability: 750 Cycles Min
- 3.2 PCB Retention PRE-Solder: 1 LB Min

4. Environmental:

- 4.1 Storage: -40° C To 85° C
- 4.2 Operation: 0° C To 70° C

Mates With Modular Plug Conforming To FCC Part 68, Subpart F

ATRJ5922 - 8P - 8C - X - C - H - C

① ② ③ ④ ⑤ ⑥ ⑦

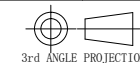
- ① SERIES NO:
 - ② NUMBER OF POSITIONS (10P, 8P, 6P, 4P)
 - ③ NUMBER OF CONTACTS (10C, 8C, 6C, 4C)
 - ④ Contact Plating
 - ⑤ Shield
 - ⑥ Ports
 - ⑦ LED STYLE:
- G0: Gold flash
 G1: 3U" Gold
 G2: 5U" Gold
 G3: 10U" Gold
 G4: 15U" Gold
 G5: 30U" Gold
 SN: Tin
- A: 1X1P G: 2X1P
 B: 1X2P H: 2X2P
 C: 1X4P I: 2X4P
 D: 1X5P J: 2X4P
 E: 1X6P K: 2X6P
 F: 1X8P L: 2X8P
- A: W/O Shield
 B: Half Shield
 C: Shield W/Eml
 D: Shield W/O Eml
- A: W/O LED
 B: LEFT YELLOW/RIGHT GREEN
 C: LEFT GREEN/RIGHT YELLOW
 D: LEFT RED/RIGHT GREEN
 E: LEFT GREEN/RIGHT RED
 F: LEFT YELLOW/RIGHT YELLOW
 G: LEFT GREEN/RIGHT GREEN

Unless Otherwise specified tolerance
 X. ±0.35 X.XX: ±0.20
 X.X: ±0.25 X.XXX: ±0.15

Antenk® ANTENK ELECTRONICS CO., LTD
[Http://www.antenk.com](http://www.antenk.com)
 E-mail: sales@antenk.com

SCALE: As Shown UNIT: mm
 DRAW Wu Feng Rong DATE 22/03/2018
 CHECK BobYang DATE 22/03/2018

TITLE: RJ45 Jack side entry shielded 2x2P with LED with EMI



DRAWING NO: ATRJ5922-8P8C-X-C-H-C
 PRODUCT NO: ATRJ5922-8P8C-X-C-H-C

REV	DESCRIPTION	DATE
1		
2		
3		
4		
5		