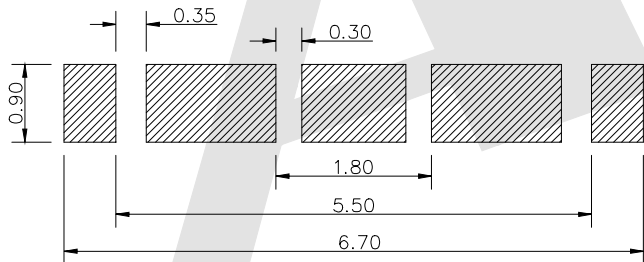
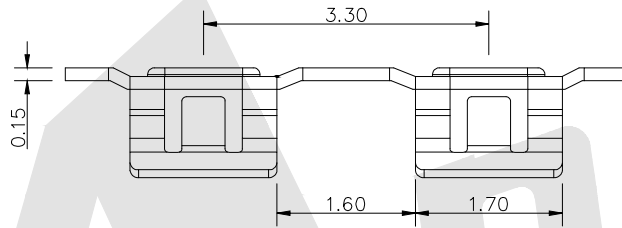
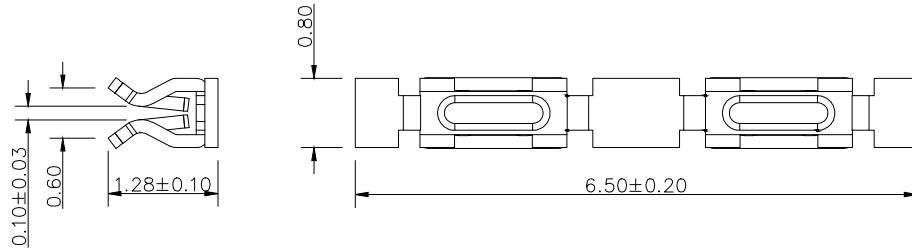


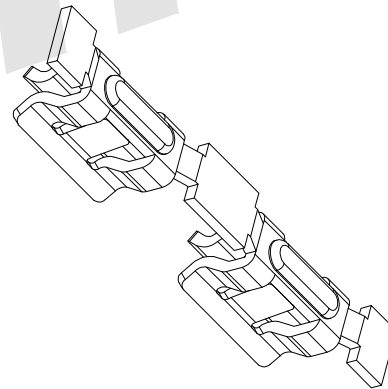
HSF



ROHS



RECOMMENDED PCB LAYOUT



Notes:

- 1: Material:  
Spring: stainless steel
- 2: Plating:  
Spring: 50~80u' Ni  
Contact area: Sn over 50~80u' Ni
- 3: Electrical:  
Rated Current & Voltage: DC 1A, 12V  
Contact Resistance: 50 mΩ Max. at working height.
- 4: Mechanical:  
Force: 60~80g at working height.  
Durability: 1000 cycles (min)
- 5: Work Temperature:  
Withstanding Highest Temperature: 280°C  
Operational Temperature: -20°C ~ + 70°C

SF - 065 - X - X - 12  
① ② ③ ④ ⑤

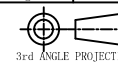
- ① Series No.:  
SF: Spring Finger
- ② Length:  
065: 6.5mm
- ③ Packing Method:  
A: Tray R: Tape & Reel B: Bag
- ④ Plating  
A: 1u" Au Plated over 50~80u Ni  
B: 3u" Au Plated over 50~80u Ni  
C: Sn Plated over Ni
- ⑤ Serial Number:  
12

Unless Otherwise specified tolerance  
X. ±0.35 X.XX: ±0.20  
X.X: ±0.25 X.XXX: ±0.15

SCALE: As Shown UNIT: mm

DRAW ZLA DATE 01/04/2022

CHECK BobYang DATE 01/04/2022



3rd ANGLE PROJECTION

**Antenk** ANTENK ELECTRONICS CO., LTD  
Http://www.antenk.com  
E-mail: sales@antenk.com

TITLE:  
Spring Finger L=6.5MM

DRAWING NO: SF-065-X-X-12

PRODUCT NO: SF-065-X-X-12

| REV | DESCRIPTION | DATE |
|-----|-------------|------|
| 1   |             |      |