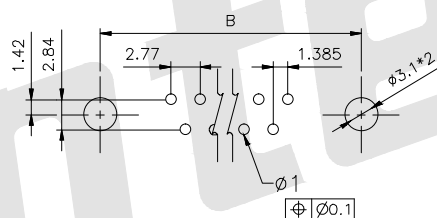
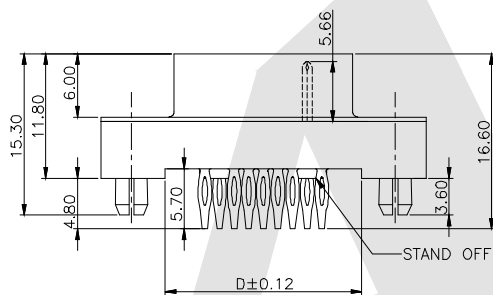
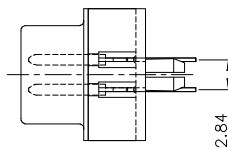
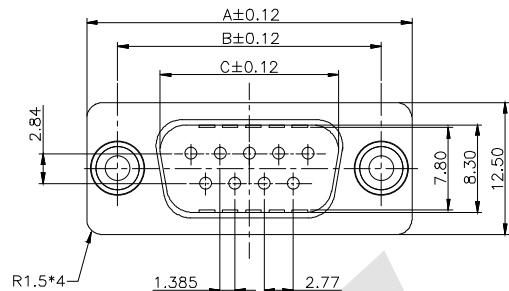


HSF



RECOMMENDED P.C.B LAYOUT(TOP VIEW)
TOLERANCES: ±0.05mm

Material:

Housing: Temperature Thermoplastics, PBT+G.F UL 94V-0

Contact: Brass or Bronze

Shell: 0.35T Steel Nickel Plating All Area

Electical Characteristics:

Current Rating: 5A

Contact Resistance: 20 milliohms Max

Withstanding Voltage: 500V AC For 1 Minute

Insulation Resistance: 1000 Megohms Min

Operating Temperature: -55° C to +105° C

Ordering Code:

DG01 - M - X - A - 0 - B - S
① ② ③ ④ ⑤ ⑥ ⑦

① press fit d-sub connector

② Contact Type:

M: Male

③ Contact NO.:

09=09pin 15=15pin

25=25pin 37=37pin

④ Mounting Option:

F: With boardlock post (PD=2.9mm ID=2.5mm)

⑤ Accessories:

0: Non Accessories

⑥ Color Code:

W: White L: Blue

B: Black G: Grey

⑦ Contact Plating

S: Selective Gold

S1: Selective 3u" Gold

S2: Selective 5u" Gold

S3: Selective 10u" Gold

S4: Selective 15u" Gold

S5: Selective 30u" Gold

G0: Gold flash

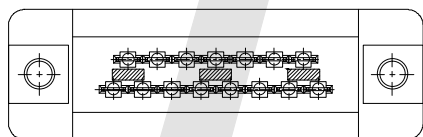
G1: 3u" Gold over

G2: 5u" Gold over

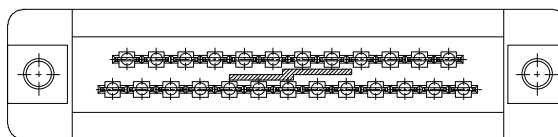
G3: 10u" Gold over

G4: 15u" Gold over

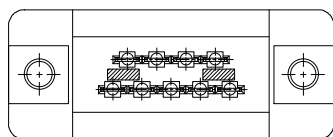
G5: 30u" Gold over



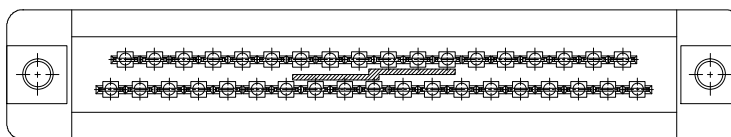
15P STAND OFF



25P STAND OFF



09P STAND OFF



37P STAND OFF

POSITION	A	B	C	D
09M	30.81	24.99	16.92	18.61
15M	39.25	33.32	25.25	27.05
25M	53.03	47.04	38.96	40.83
37M	69.50	63.50	55.42	57.30

Unless Otherwise specified tolerance

X. ±0.35 X.XX: ±0.20

X.X: ±0.25 X.XXX: ±0.15

SCALE: As Shown UNIT: mm

DRAW: TMX DATE: 11/02/2021

CHECK: BobYang DATE: 11/02/2021



Antenk ANTENK ELECTRONICS CO., LTD
Http://www.antenk.com
E-mail:sales@antenk.com

TITLE: D-SUB PRESS FIT TYPE MALE CONNECTOR

DRAWING NO: DG01-MXXXXX

PRODUCT NO: DG01-MXXXXX

REV	DESCRIPTION	DATE
1		
2		
3		
4		
5		