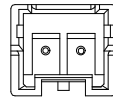
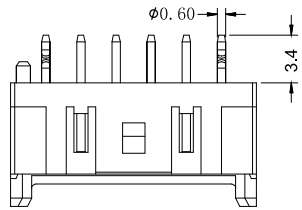


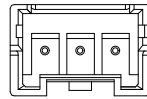
HSF



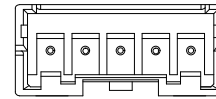
ROHS



2PIN



3PIN



4~5PIN

Specifications:
 Part No. :AW2508V-F-XP
 Voltage rating:250V AC/DC
 Current rating:3A AC/DC
 Withstanding voltage:1000V AC/minute
 Temperature range: -25°C~+85°C
 Insulation resistance:≥1000MΩ
 Contact resistance: ≤10mΩ
 After environmental testing :≤20mΩ
 Material:Phosphor Bronze (PIN), Pa66 (Housing)
 Q' ty/Bag:1000Pcs

Ordering information:

AW2508V-F-XP - $\frac{XX}{1} - \frac{X}{2} - \frac{02}{3} - \frac{02}{4}$

1. Part No.

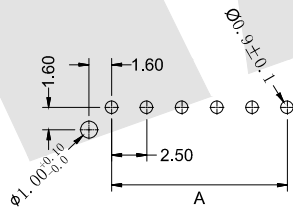
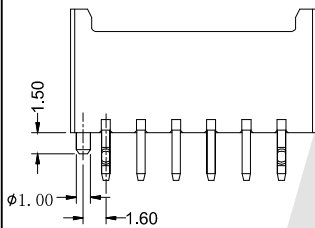
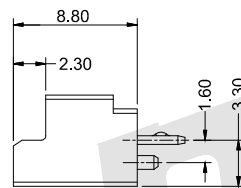
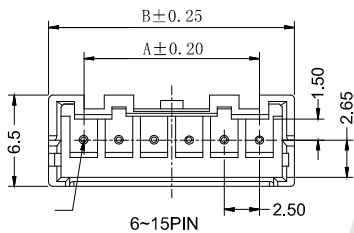
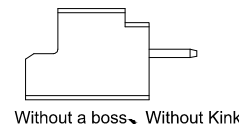
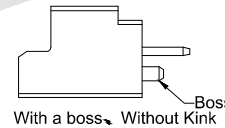
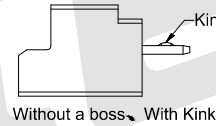
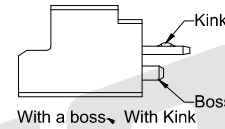
2. Color:

- (blank)-Ivory
- BK-Black
- RD-Red
- BL-Blue
- YL-Yellow
- GN-Green
- OR-Orange
- WH-White
- BR-Brown
- GY-Gray
- PK-Pink
- LY-Lemon yellow
- P-Purple
- LE-Light Blue
- FY-Vivid yellow

3. Special No.

- A:With a boss, With Kink
- B:Without a boss, With Kink
- C:With a boss, Without Kink
- D:Without a boss, Without Kink

4. Series No.



RECOMMENDED P.C.B LAYOUT
(TOLERANCE: ±0.05)

Poles	Dimensions (mm)		Poles	Dimensions (mm)	
	A	B		A	B
02	2.50	7.50	09	20.00	25.00
03	5.00	10.00	10	22.50	27.50
04	7.50	12.50	11	25.00	30.00
05	10.00	15.00	12	27.50	32.50
06	12.50	17.50	13	30.00	35.00
07	15.00	20.00	14	32.50	37.50
08	17.50	22.50	15	35.00	40.00

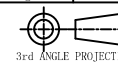
Unless Otherwise specified tolerance

X. ±0.35 X.XX: ±0.20
 X.X: ±0.25 X.XXX: ±0.15

SCALE: As Shown UNIT: mm

DRAW ZLA DATE 20/04/2022

CHECK BobYang DATE 20/04/2022



Antenk ANTENK ELECTRONICS CO., LTD
 Http://www.antenk.com
 E-mail:sales@antenk.com

TITLE:
 2.5mm Pitch Female Single row Wafer Connector

DRAWING NO: AW2508V-F-XP-XX-X-02

PRODUCT NO: AW2508V-F-XP-XX-X-02

REV DESCRIPTION

DATE

1

2

3

4

5

6

7

8