



Ordering Information:

AW2543R-xP - **

1 2

1.Part No.

2.Style:

(blank) :Type 1

2 :Type 2

SPECIFICATIONS

- Voltage rating: 250V AC,DC
- Current rating: 4A AC,DC
- Withstanding Voltage: 1000V AC/minute
- Insulation resistance:1000MΩ min
- Temperature range: -40℃~+105℃

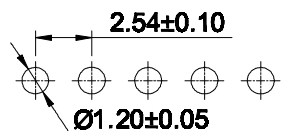
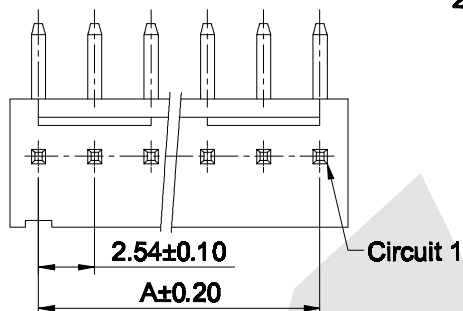
WAFER

- Part NO: AW2543R-xP
- Material: Pin: Brass/Tin over Nickel
Insulator: Nylon 66, UL94V-0
- Mates with: AH2543 series Housing
- Color: Beige

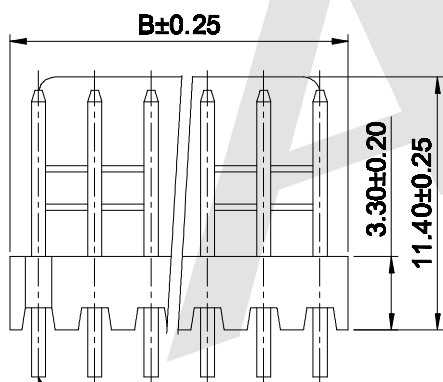
Ordering Information & Dimensions:

Poles	Part No.	Dimensions(mm)	
		A	B
02	AW2543R-02P	2.54	5.08
03	AW2543R-03P	5.08	7.62
04	AW2543R-04P	7.62	10.16
06	AW2543R-06P	10.16	12.70
06	AW2543R-06P	12.70	15.24
07	AW2543R-07P	15.24	17.78
08	AW2543R-08P	17.78	20.32
09	AW2543R-09P	20.32	22.86
10	AW2543R-10P	22.86	25.40
11	AW2543R-11P	25.40	27.94
12	AW2543R-12P	27.94	30.48
13	AW2543R-13P	30.48	33.02
14	AW2543R-14P	33.02	35.56
15	AW2543R-15P	35.56	38.10
16	AW2543R-16P	38.10	40.64
17	AW2543R-17P	40.64	43.18
18	AW2543R-18P	43.18	45.72
19	AW2543R-19P	45.72	48.26
20	AW2543R-20P	48.26	50.80
21	AW2543R-21P	50.80	53.34
22	AW2543R-22P	53.34	55.88
23	AW2543R-23P	55.88	58.42
24	AW2543R-24P	58.42	60.96
25	AW2543R-25P	60.96	63.50
26	AW2543R-26P	63.50	66.04
27	AW2543R-27P	66.04	68.58
28	AW2543R-28P	68.58	71.12

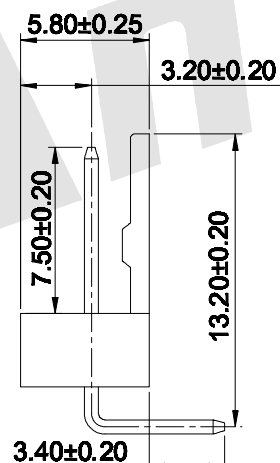
Unit:mm



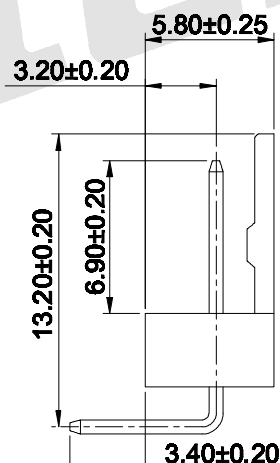
P.C.B LAYOUT



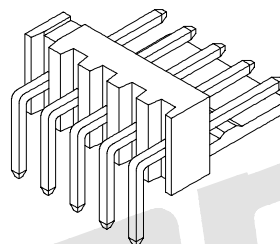
PIN 0.64 SQ



TYPE 1



TYPE 2



Unless Otherwise specified tolerance

I ±0.35 I, XX: ±0.20
 I, X: ±0.25 I, XXX: ±0.15

SCALE: As Shown UNIT: mm

DRAW Jack Bao DATE 06/19/2018

CHECK Bob Yang DATE 06/19/2018



ANTENK ELECTRONICS CO.,LTD

Http://www.antenk.com

E-mail:sales@antenk.com

TITLE: 2.54mm pitch 90° Wafer Connector Series

DRAWING NO: AW2543R-xP

PRODUCT NO: AW2543R-xP

REV

DESCRIPTION

DATE

1

2

3

4

5

6

7

8