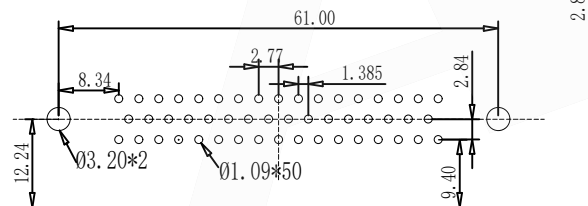
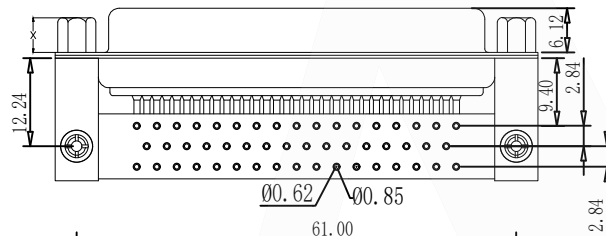
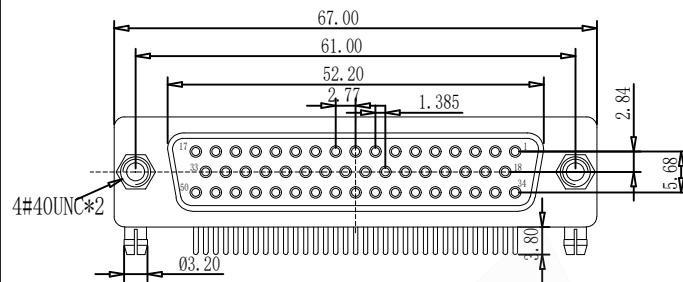


HSF

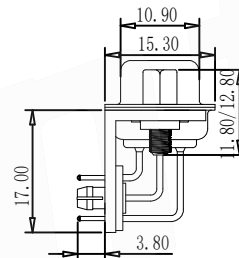


RoHS

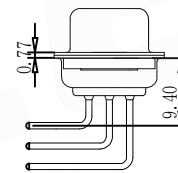


P. C. B LAYOUT

B



A



MATERIALS AND FINISH  
 SHELL:STEEL MATERIAL,FRONT SHELL NICKEL FINISHED  
 BACK SHELL NICKEL FINISHED  
 INSULATOR:PBT THERMOPLASTIC, 30% GLASS  
 FILLED,UL 94V-0 RATED,WHITE COLOR  
 CONTACT MATERIAL:BRASS  
 CONTACT FINISH:FULL 2u" GOLD  
 ELECTRICAL CHARACTERISTICS  
 CONTACT CURRENT RATING : 5.0 AMPS  
 CONTACT RESISTANCE : 30 MILLIOHMS MAX.  
 DIELECTRIC WITHSTANDING VOLTAGE : 1000 V AC MIN  
 INSULATION RESISTANCE : 5000 MEGAOHMS MIN  
 TEMPERATURE RATING : -55°C ~+105°C

Ordering Code:

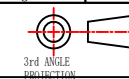
MDR03 - F - X - X - X - X

① ② ③ ④ ⑤ ⑥

- ① MDR Series
- ② Contact Type:  
F:Female
- ③ Contact NO. :  
50=50pin
- ④ Mounting Option:  
A: No accessories  
B:BRACKET WITH #4-40  
INSERT,  
BOARD LOCK AND LOCATOR  
PLATE
- ⑤ Insulation Color Code:  
B:Black G:Grey  
W:White L:Blue
- ⑥ Contact Plating  
G0: Gold flash  
G1: 3u" Gold over  
G2: 5u" Gold over  
G3: 10u" Gold over  
G4: 15u" Gold over  
G5: 30u" Gold over

Unless Otherwise specified tolerance  
 X. XX: ±0.20  
 X. X: ±0.25 X. XXX: ±0.15  
 X. XX: ±0.35

SCALE: As Shown UNIT: mm  
 DRAW Yin Han DATE 01/04/2024  
 CHECK BobYang DATE 01/04/2024



**Antenk** ANTEK ELECTRONICS CO.,LTD  
 Http://www.antenk.com  
 E-mail:sales@antenk.com

TITLE:  
 D-SUB R/A FEMALE MACHINE PIN 9.4mm 50 Pin

DRAWING NO: MDR03-FXXXX

PRODUCT NO: MDR03-FXXXX

REV	DESCRIPTION	DATE
1		
2		