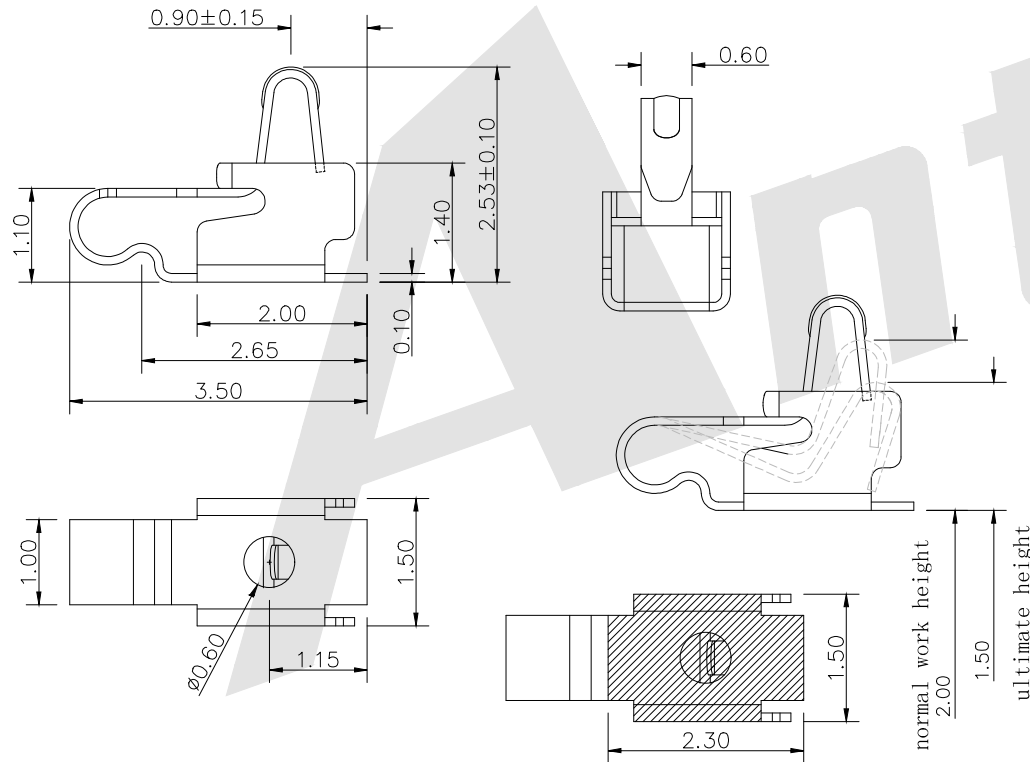
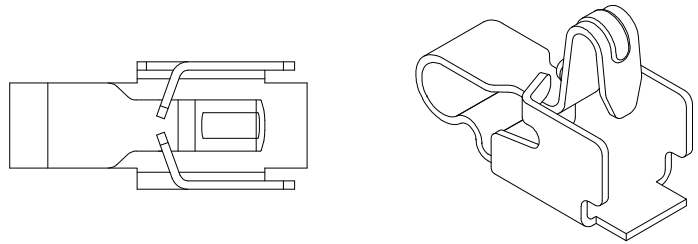


HSF



ROHS



RECOMMENDED PCB LAYOUT

Notes:

- 1: Material:
Spring: stainless steel SUS304
- 2: Plating:
Spring: 50~80u' Ni
Contact area: 3u' Au over 50~80u' Ni
- 3: Electrical:
Rated Current & Voltage: DC 1A, 12V
Contact Resistance: 50 mΩ Max. at working height.
- 4: Mechanical:
Force: 60~80g at working height.
Durability: 1000 cycles (min)
- 5: Work Temperature:
Withstanding Highest Temperature: 280°C
Operational Temperature: -20°C ~ + 70°C

SF - 035 - X - X - 08
① ② ③ ④ ⑤

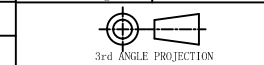
- ① Series No.:
SF: Spring Finger
- ② Length:
035: 3.5mm
- ③ Packing Method:
A: Tray R: Tape & Reel B: Bag
- ④ Plating
A: 1u" Au Plated over 50~80u Ni
B: 3u" Au Plated over 50~80u Ni
C: Sn Plated over Ni
- ⑤ Serial Number:
08

Unless Otherwise specified tolerance
X. ±0.35 X.XX: ±0.20
X.X: ±0.25 X.XXX: ±0.15

Antenk ANTENK ELECTRONICS CO., LTD
Http://www.antenk.com
E-mail: sales@antenk.com

SCALE: As Shown UNIT: mm
DRAW ZLA DATE 01/04/2022
CHECK BobYang DATE 01/04/2022

TITLE:
Spring Finger L=3.5MM



DRAWING NO: SF-035-X-X-08

PRODUCT NO: SF-035-X-X-08

REV	DESCRIPTION	DATE
1		
2		
3		
4		
5		