

HSF



ROHS

Top Row			Bottom Row		
Pin Number	Signal Type	Pin Name	Pin Number	Signal Type	Pin Name
1	GND	GND	2	In	HotPlug Detect
3	Out	ML_Lane 0(p)	4	CONFIG	CONFIG1
5	Out	ML_Lane 0(n)	6	CONFIG	CONFIG2
7	GND	GND	8	GND	GND
9	Out	ML_Lane 1(p)	10	Out	ML_Lane 3(p)
11	Out	ML_Lane 1(n)	12	Out	ML_Lane 3(n)
13	GND	GND	14	GND	GND
15	Out	ML_Lane 2(p)	16	I/O	AUX_CH(p)
17	Out	ML_Lane 2(n)	18	I/O	AUX_CH(n)
19	GND	GND	20	PWR Out	DP_PWR

NOTES:

*Material

Body and sheath: LCP UL94V-0 Color:Black

Insert (Molding):LCP UL94V-0 Color:Black

Contact: C7025;

Plating: Gold plating over Nickel on contact area,

Tin Plating on Solder Tail.

Shell: Brass/spcc;

Plating: Nickel Plating.

*Mechanical

Insertion Force: 4.5Kg Max

Withdrawal Force: 1.0~4.0Kg Min

Durability: 10000 Cycles

*Electrical Specification

Current Rating: 0.5 Ampere per contact

Contact Resistance: 30mΩ max.

Insulation Resistance: 100MΩ Min

Dielectric Withstanding Voltage: 500V AC Min

*Environmental

Operating Temperature: -40°C to +85°C.

Ordering Code:

MDP - F - X - X - 04
 ① ② ③ ④ ⑤

① Series No:

④ Shell Plating:

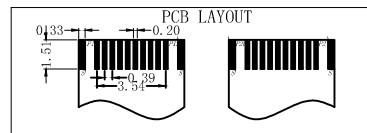
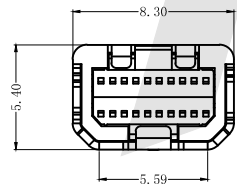
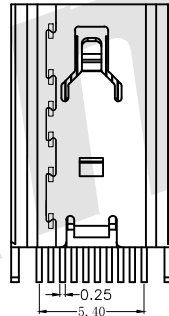
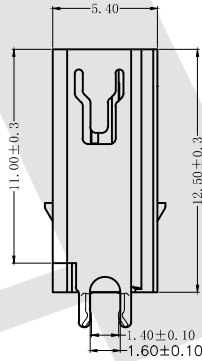
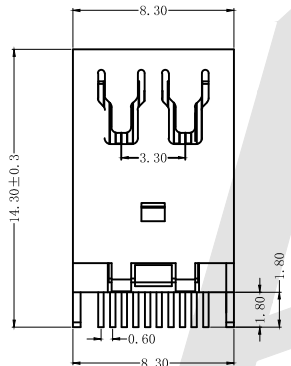
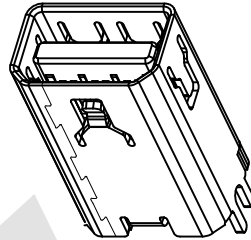
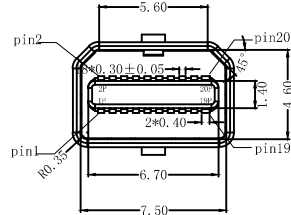
② Male/female:
F:female

1:Nickel Plated
2:Tin-Nickel Plated
3:Gold Plated

③ Contact Plating:

1: Selective 1u"
2: Selective 3u"
3: Selective 5u"
4: Selective 15u"
5: Selective 30u"
6: All Gold

⑤ series number:
04

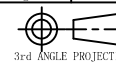


Unless Otherwise specified tolerance
 X. ±0.35 X.XX: ±0.20
 X.X: ±0.25 X.XXX: ±0.15

SCALE: As Shown UNIT: mm

DRAW ZLA DATE 24/03/2022

CHECK BobYang DATE 24/03/2022



ANTENK ELECTRONICS CO., LTD
 Http://www.antenk.com
 E-mail:sales@antenk.com

TITLE: Mini Display Port receptacle (straddle)
 1.6mm bent legs

DRAWING NO: MDP-F-X-X-04

PRODUCT NO: MDP-F-X-X-04

REV DESCRIPTION

DATE

1 2 3 4 5 6 7 8