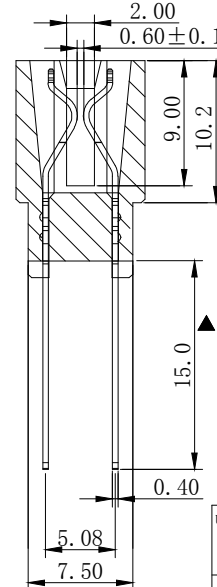
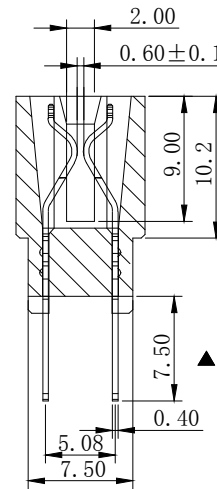
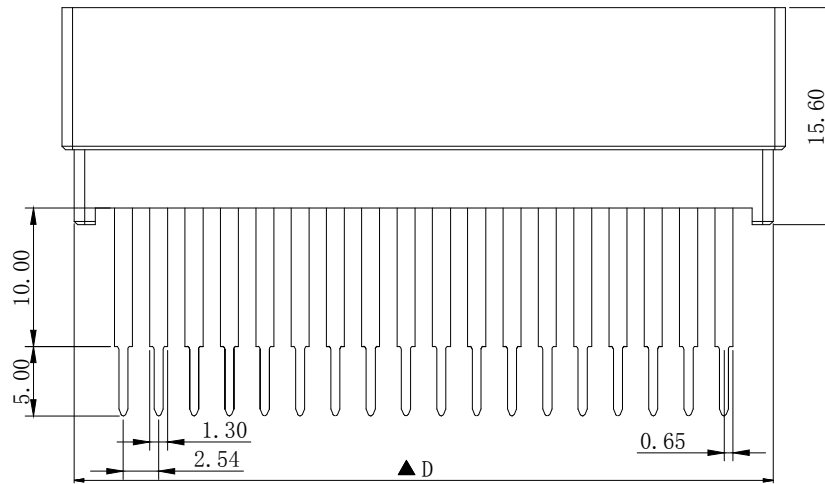
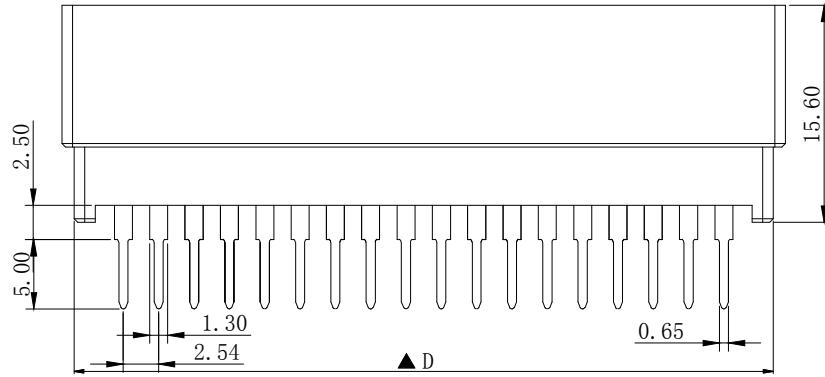


HSF



ROHS



SPECIFICATION

1. CURRENT RATING:3AMP
2. DIELECTRIC WITHSTANDING VOLTAGE:1000V AC RMS 60Hz. 1MIN
3. CONTACT RESISTANCE:20 MILLIOHMS MAX
4. INSULATION RESISTANCE:5000 MEGOHMS MIN. At 500V DC
5. OPERATION TEMPERATURE:-55° C TO +105° C
6. INSERTION FORCE:0.4Kgf MAX. Per Pair  
Withdrawal Force:0.25Kgf Mac. Per Pair  
Insulator:PBT+G. F. (UL94V-0)  
CONTACT:BRASS OF PHOSPHOR BRONZE GOLD PLATED ON CONTACT AREA  
TIN PLATED ON SOLDER TAILS, OVER NICKEL

Order code:

ECCS - X - B - X - S0 - X - B - 03  
① ② ③ ④ ⑤ ⑥ ⑦ ⑧

- ① SERIES NO:ECCS
- ② Number of Pins:X  
FOR Example:128=128P
- ③ Pitch:B:2.54MM
- ④ DIP Length:X  
A:7.5MM  
B:15.0MM
- ⑤ Contact Plating  
G0:Gold flash  
S0: Gold flash/Ni  
G1: 3U" Gold  
G2: 5U" Gold  
G3: 10U" Gold  
G4: 15U" Gold  
G5: 30U" Gold  
SN: Tin
- ⑥ Plastic Materials:  
P:PBT  
L:LCP
- ⑦ Packing  
A:Tray  
B:Bag  
T:Tube  
U:Tube+CAP  
R:Tape&Reel  
W:Tape&Reel+CAP
- ⑧ Product NO.:03

Unless Otherwise specified tolerance  
X. ±0.35 X.XX: ±0.20  
X.X: ±0.25 X.XXX: ±0.15

SCALE: As Shown UNIT: mm  
DRAW Wu Feng Rong DATE 06/11/2020  
CHECK BobYang DATE 06/11/2020

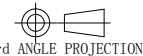


ANTENK ELECTRONICS CO., LTD  
Http://www.antenk.com  
E-mail:sales@antenk.com

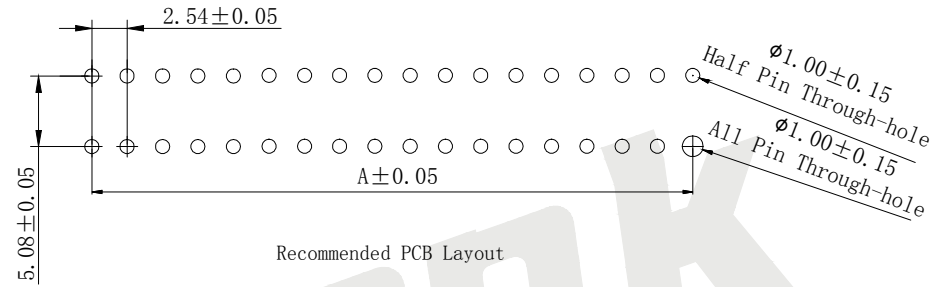
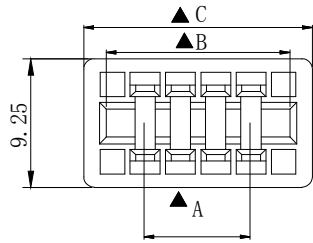
TITLE: 2.54mm Slot Straight DIP Connectors

DRAWING NO: ECCS-XBXS0XB03

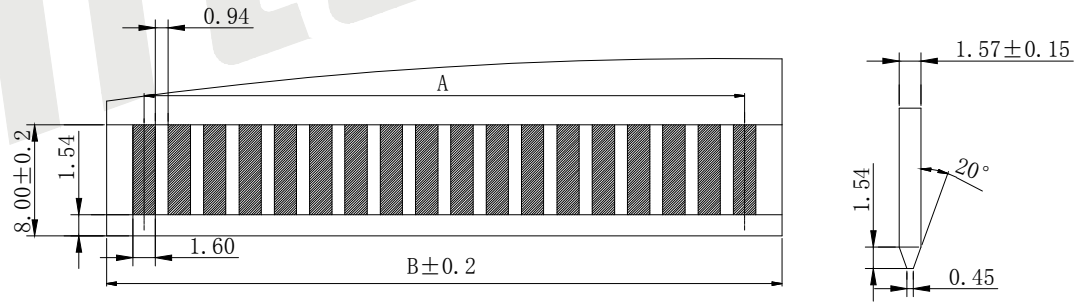
PRODUCT NO: ECCS-XBXS0XB03



REV	DESCRIPTION	DATE



Pin	A	B	C	D	Pin	A	B	C	D
4	2.54	7.92	11.37	9.62	64	78.74	84.12	87.57	85.82
6	5.08	10.46	13.91	12.16	66	81.28	86.66	90.11	88.36
8	7.62	13	16.45	14.7	68	83.82	89.2	92.65	90.9
10	10.16	15.54	18.99	17.24	70	86.36	91.74	95.19	93.44
12	12.7	18.08	21.53	19.78	72	88.9	94.28	97.73	95.98
14	15.24	20.62	24.07	22.32	74	91.44	96.82	100.27	98.52
16	17.78	23.16	26.61	24.86	76	93.98	99.36	102.81	101.06
18	20.32	25.7	29.15	27.4	78	96.52	101.9	105.35	103.6
20	22.86	28.24	31.69	29.94	80	99.06	104.44	107.89	106.14
22	25.4	30.78	34.23	32.48	82	101.6	106.98	110.43	108.68
24	27.94	33.32	36.77	35.02	84	104.14	109.52	112.97	111.22
26	30.48	35.86	39.31	37.56	86	106.68	112.06	115.51	113.76
28	33.02	38.4	41.85	40.1	88	109.22	114.6	118.05	116.3
30	35.56	40.94	44.39	42.64	90	111.76	117.14	120.59	118.84
32	38.1	43.48	46.93	45.18	92	114.3	119.68	123.13	121.38
34	40.64	46.02	49.47	47.72	94	116.84	122.22	125.67	123.92
36	43.18	48.56	52.01	50.26	96	119.38	124.76	128.21	126.46
38	45.72	51.1	54.55	52.8	98	121.92	127.3	130.75	129
40	48.26	53.64	57.09	55.34	100	124.46	129.84	133.29	131.54
42	50.8	56.18	59.63	57.88	102	127	132.38	135.83	134.08
44	53.34	58.72	62.17	60.42	104	129.54	134.92	138.37	136.62
46	55.88	61.26	64.71	62.96	106	132.08	137.46	140.91	139.16
48	58.42	63.8	67.25	65.5	108	134.62	140	143.45	141.7
50	60.96	66.34	69.79	68.04	110	137.16	142.54	145.99	144.24
52	63.5	68.88	72.33	70.56	112	139.7	145.08	148.53	146.78
54	66.04	71.42	74.87	73.12	114	142.24	147.62	151.07	149.32
56	68.58	73.96	77.41	75.66	116	144.78	150.16	153.61	151.86
58	71.12	76.5	79.95	78.2	118	147.32	152.7	156.15	154.4
60	73.66	79.04	82.49	80.74	120	149.86	155.24	158.69	156.94
62	76.2	81.58	85.03	83.28	128	160.02	165.4	168.85	167.1



Recommended Card Layout

Unless Otherwise specified tolerance  
 X. ±0.35 X.XX: ±0.20  
 X.X: ±0.25 X.XXX: ±0.15



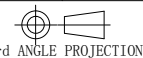
ANTENK ELECTRONICS CO., LTD  
 Http://www.antenk.com  
 E-mail:sales@antenk.com

SCALE:  
As Shown UNIT:  
mm  
 DRAW  
Wu Feng Rong DATE  
06/11/2020  
 CHECK  
BobYang DATE  
06/11/2020

TITLE:  
2.54mm Slot Straight DIP Connectors

DRAWING NO: ECCS-XBXS0XB03

PRODUCT NO: ECCS-XBXS0XB03



REV	DESCRIPTION	DATE