HSF Pb RoHS

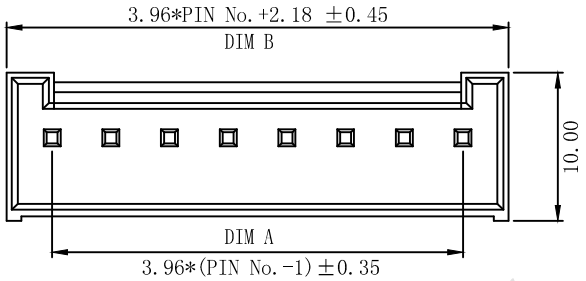

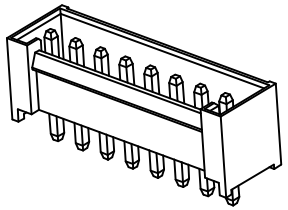

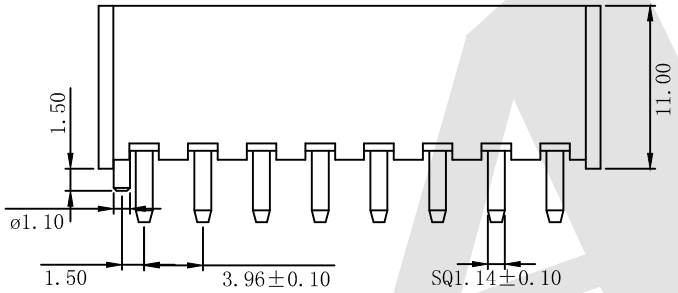

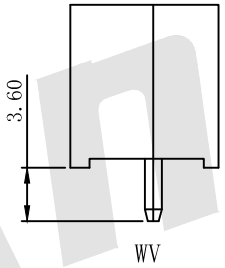

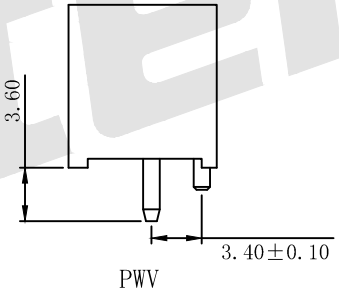

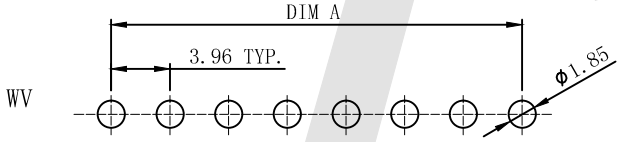

TOLERANCE: ±0.05,
RECOMMENDED PCB LAYOUT
(TOP VIEW)

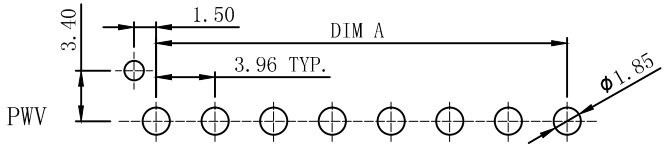

TOLERANCE: ±0.05,
RECOMMENDED PCB LAYOUT
(TOP VIEW)



SPECIFICATIONS
- Current Rating: 7A,AC,DC
- Withstanding Voltage: 500V AC/minute
- Insulation Resistance:1000MΩ min
- Temperature Range: -40℃-+105℃
- Contact Resistance: 20mΩ max

WAFER
- Part NO: AW3961V-NP-W-01
- Poles: 02-14P
- Housing Material: PA9T UL94V-0
- Pin Material:Copper Alloy
- Contact Area Plating:Tin-plated

PIN NO.	DIM A	DIM B
02P	3.96	10.10
03P	7.92	14.06
04P	11.88	18.02
05P	15.84	21.98
06P	19.80	25.94
07P	23.76	29.90
08P	27.72	33.86
09P	31.68	37.82
10P	35.64	41.78

Ordering Code:AW3961V-NP-W-01

3.96MM Pitch Vertical Wafer

PIN NO.: 02:1*2P 03:1*3P ... 14:1*14P

WV:180° PWV:180° +POSITIONING

TYPE NO.:01

Unless Otherwise specified tolerance
X.±0.35 X.XX:±0.20
X.X:±0.25 X.XXX:±0.15

SCALE: As Shown	UNIT: mm
DRAW Wu Feng Rong	DATE 02/21/2021
CHECK Bob Yang	DATE 02/21/2021

3rd ANGLE PROJECTION

ANTENK ELECTRONICS CO,.LTD
Http://www.antenk.com
E-mail:sales@antenk.com

TITLE: VH3.96mm 180° Wafer Connector Series Full Wall TYPE 1

DRAWING NO: AW3961V-NP-W-01

PRODUCT NO: AW3961V-NP-W-01

REV	DESCRIPTION	DATE