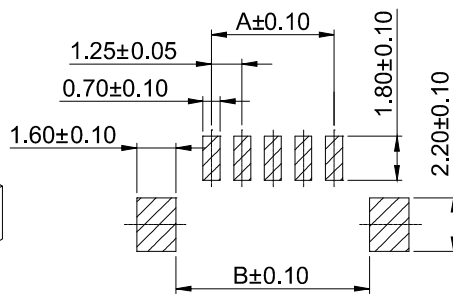
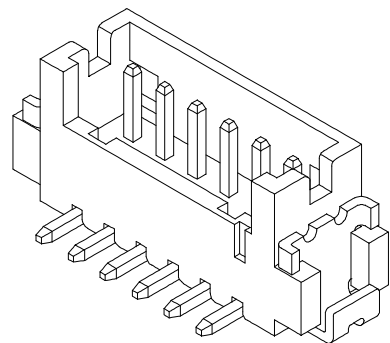


HSF



ROHS



P.C.B LAYOUT

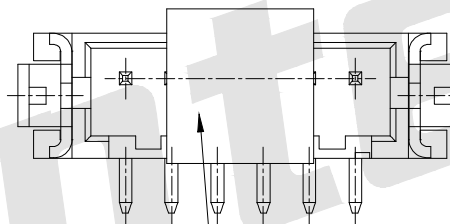
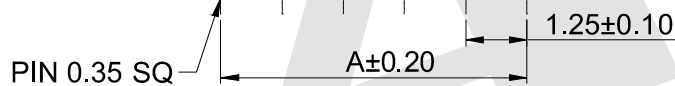
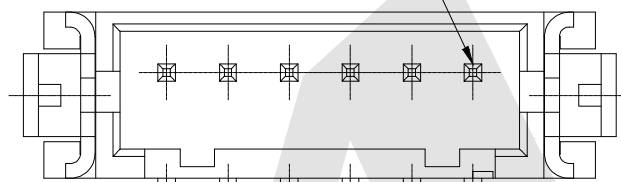
SPECIFICATIONS

- Voltage rating: 150V AC, DC
- Current rating: 1A AC, DC
- Withstanding Voltage: 500V AC/minute
- Insulation resistance: 500MΩ min
- Temperature range: -40°C~+105°C

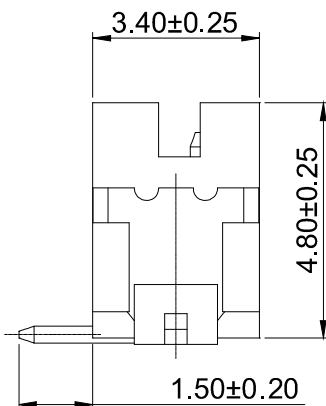
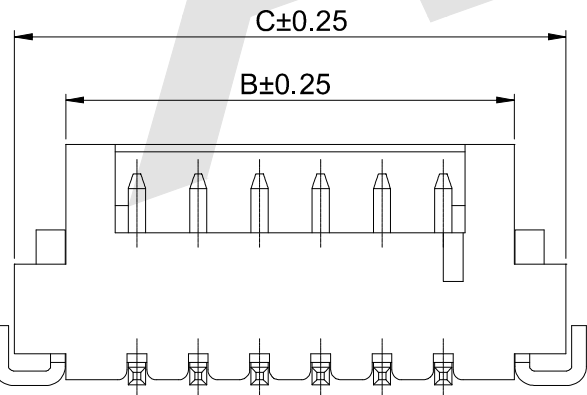
WAFER

- Part NO: AW1252V-S-xP
- Material: Pin: Brass/Tin over Nickel
Insulator: Nylon 6T, UL94V-0
Cap: Nylon 6T, UL94V-0
- Mates with: AH1252 series Single Row Housing
- Color: Ivory

Circuit 1



CAP (FOR PICK AND PLACE SYSTEMS)



Ordering Information & Dimensions:

Poles	Part No.	Dimensions (mm)		
		A	B	C
02	AW1252V-S-02P	1.25	4.15	6.25
03	AW1252V-S-03P	2.50	5.40	7.50
04	AW1252V-S-04P	3.75	6.65	8.75
05	AW1252V-S-05P	5.00	7.90	10.00
06	AW1252V-S-06P	6.25	9.15	11.25
07	AW1252V-S-07P	7.50	10.40	12.50
08	AW1252V-S-08P	8.75	11.65	13.75
09	AW1252V-S-09P	10.00	12.90	15.00
10	AW1252V-S-10P	11.25	14.15	16.25
11	AW1252V-S-11P	12.50	15.40	17.50
12	AW1252V-S-12P	13.75	16.65	18.75
13	AW1252V-S-13P	15.00	17.90	20.00
14	AW1252V-S-14P	16.25	19.15	21.25
15	AW1252V-S-15P	17.50	20.40	22.50

Unit:mm

Unless Otherwise specified tolerance
 X. ±0.35 X.XX: ±0.20
 X.X: ±0.25 X.XXX: ±0.15

SCALE: As Shown UNIT: mm
 DRAW Jack Bao DATE 11/04/2017
 CHECK Bob Yang DATE 11/04/2017



Antenk® ANTENK ELECTRONICS CO., LTD
 Http://www.antenk.com
 E-mail:sales@antenk.com

TITLE: 1.25mm pitch 180° SMT Single Row Wafer Connector Series

DRAWING NO: AW1252V-S-xP

PRODUCT NO: AW1252V-S-xP

REV	DESCRIPTION	DATE