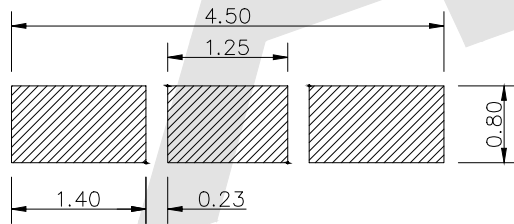
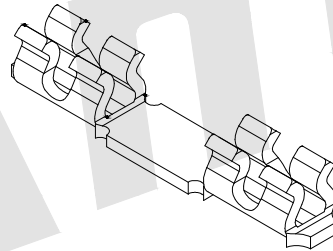
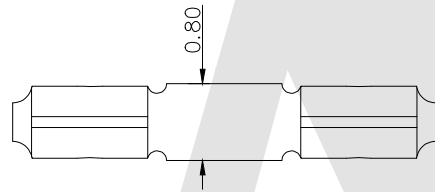
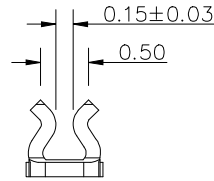
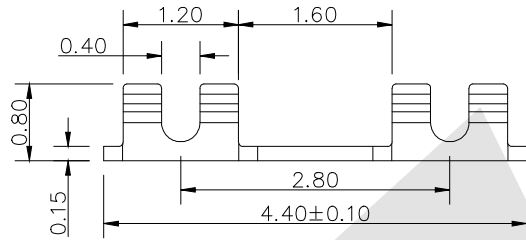
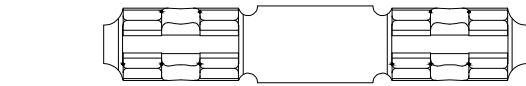


HSF



ROHS



RECOMMENDED PCB LAYOUT

Notes:

- 1: Material:  
Spring: stainless steel
- 2: Plating:  
Spring: 50~80u' Ni  
Contact area: Sn over 50~80u' Ni
- 3: Electrical:  
Rated Current&Voltage: DC 1A, 12V  
Contact Resistance: 50 mΩ Max. at working height.
- 4: Mechanical:  
Force: 60~80g at working height.  
Durability: 1000 cycles (min)
- 5: Work Temperature:  
Withstanding Highest Temperature: 280°C  
Operational Temperature: -20°C ~ + 70°C

SF - 044 - X - X - 13  
① ② ③ ④ ⑤

- ① Series No. :  
SF: Spring Finger
- ② Length:  
044: 4.4mm
- ③ Packing Method:  
A: Tray R: Tape & Reel B: Bag
- ④ Plating  
A: 1u" Au Plated over 50~80u Ni  
B: 3u" Au Plated over 50~80u Ni  
C: Sn Plated over Ni
- ⑤ Serial Number:  
13

Unless Otherwise specified tolerance  
X. ±0.35 X.XX: ±0.20  
X.X: ±0.25 X.XXX: ±0.15

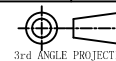
SCALE: As Shown	UNIT: mm
DRAW ZLA	DATE 01/04/2022
CHECK BobYang	DATE 01/04/2022

**Antenk** ANTENK ELECTRONICS CO., LTD  
Http://www.antenk.com  
E-mail: sales@antenk.com

TITLE:  
Spring Finger L=4.4MM

DRAWING NO: SF-044-X-X-13

PRODUCT NO: SF-044-X-X-13



REV	DESCRIPTION	DATE