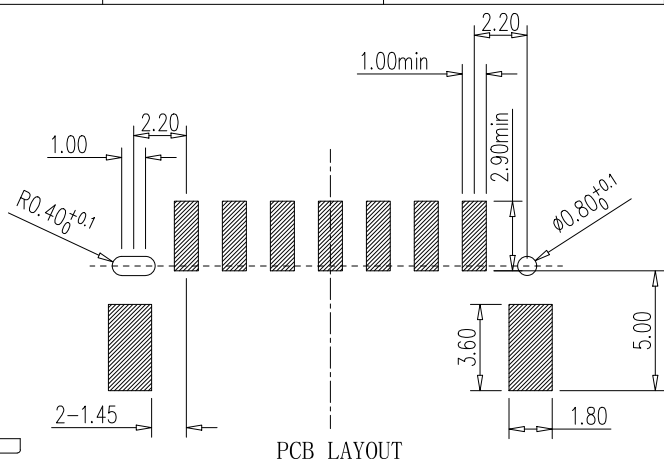
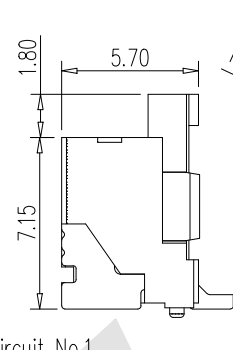
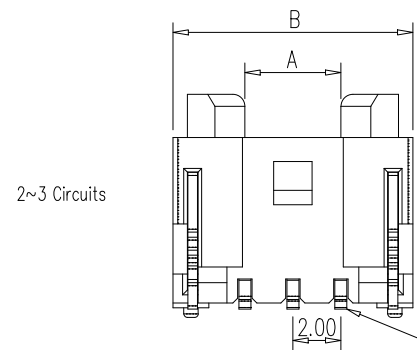
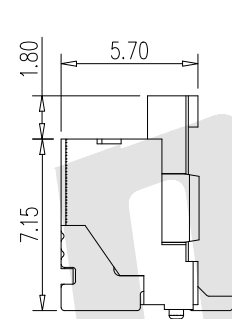
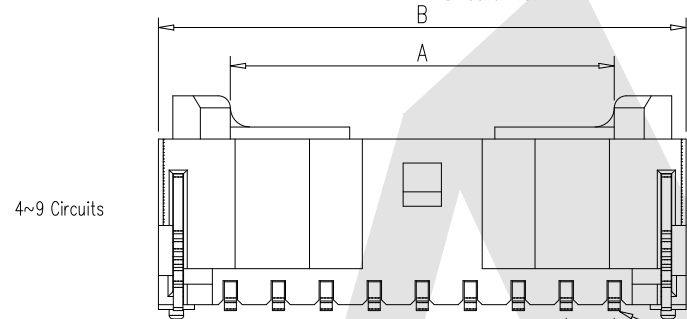


HSF

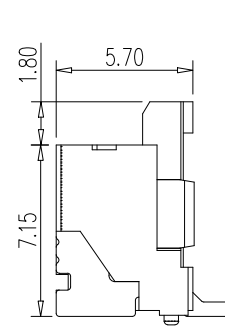
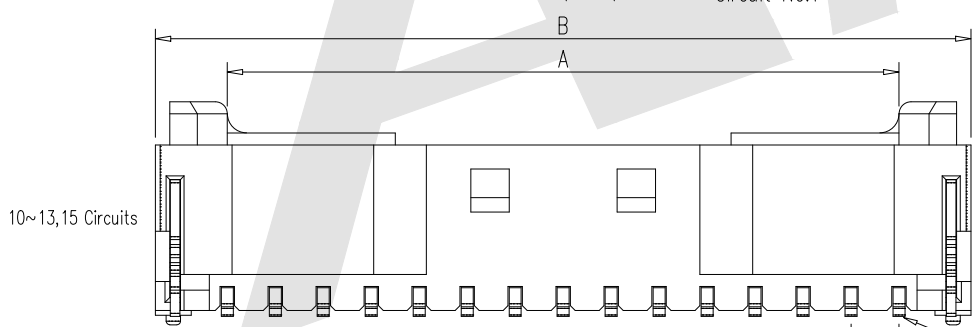


Specifications:
 Current rating: 3A AC/DC (AWG #22)
 Voltage rating: 250V AC/DC
 Temperature range: -25° C to +85° C
 (including temperature rise in applying electrical current)
 Contact resistance: Initial value/ 10 mΩ max.
 After environmental tests/ 20 mΩ max.
 Insulation resistance: Initial/ 1,000 MΩ min.
 Withstanding voltage: 800V AC/minute
 Applicable wire: Conductor size/ AWG #28 to #22
 Insulation O.D./ 0.76 to 1.5 mm
 Applicable PC board thickness: 1.6 mm



Ordering Code:
 AW2012V-S - xP - B - SN - A
 ① ② ③ ④ ⑤

- ① Series No.
- ② Pin No.
See the table
- ③ Insulation material
A:PBT, White B:PA66, White
- ④ Contact Plating
G0:Gold flash S0:Gold flash/Tin
G1:3u" Gold S1:3u" Gold/Tin
G2:5u" Gold S2:5u" Gold/Tin
G3:10" Gold S3:10u" Gold/Tin
G4:15u" Gold S4:15u" Gold/Tin
G5:30u" Gold S5:30u" Gold/Tin
Sn:Tin
- ⑤ Post Option
A:With Post



Poles	Dimensions (mm)	
	A	B
2	2	8
3	4	10
4	6	12
5	8	14
6	10	16
7	12	18
8	14	20
9	16	22
10	18	24
11	20	26
12	22	28
13	24	30
15	28	34

Unless Otherwise specified tolerance
 X.±0.35 X.XX:±0.20
 X.X:±0.25 X.XXX:±0.15

Antenk ANTEK ELECTRONICS CO.,LTD
 Http://www.antenk.com
 E-mail:sales@antenk.com

SCALE: As Shown UNIT: mm
 DRAW ZLA DATE 11/30/2023
 CHECK BobYang DATE 11/30/2023

TITLE:
 2.0mm Pitch 180° SMT Wafer Connector With Post

VER./版本号 3rd ANGLE PROJECTION

DRAWING NO: AW2012V-S-xP-B-SN-A
 PRODUCT NO: AW2012V-S-xP-B-SN-A

MK/标记	DESCRIPTION/修订内容	DATE/日期 (M/D/Y)