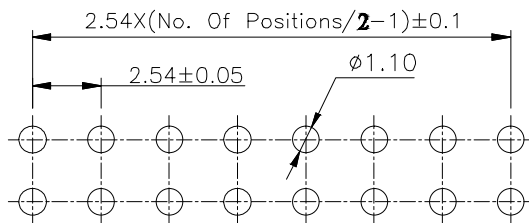


HSF



P.C.B. Layout

Specifications

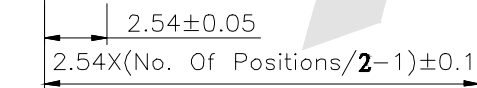
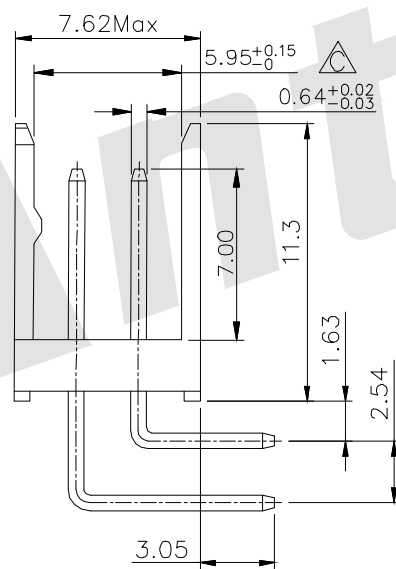
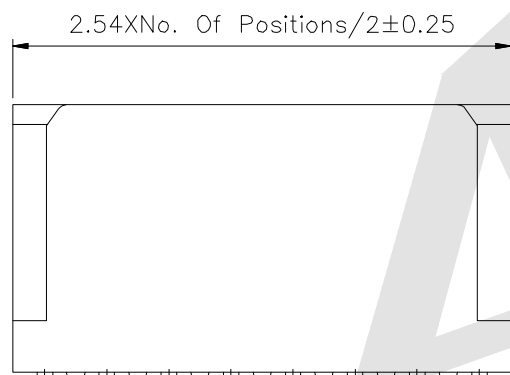
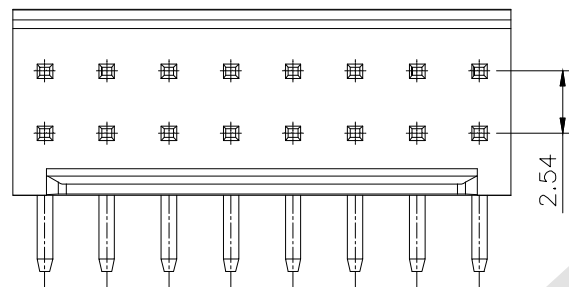
Voltage Rating:250V AC/DC  
 Current Rating:3A AC/DC  
 Withstanding Voltage:1000V AC/Minute  
 Insulation Resistance:1000MΩ Min  
 Temperature Range: -40℃~+105℃  
 Contact Resistance: 20mΩ Max  
 Material: Nylon 66 UL94V-0 Black  
 Mate With: AH2547 series Housing  
 Plating:Gold & Tin Plated

Ordering information:

AW2547R-2xNP-X

Color:  
 B:Black  
 U:Blue

NO. of Pin 02-20

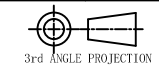


PART NO.	PIN NO.	DIM A	DIM B	PART NO.	PIN NO.	DIM A	DIM B
AW2547R-2x02-X	4	2.54	5.08	AW2547R-2x12-X	24	27.94	30.48
AW2547R-2x03-X	6	5.08	7.62	AW2547R-2x13-X	26	30.48	33.02
AW2547R-2x04-X	8	7.62	10.16	AW2547R-2x14-X	28	33.02	35.56
AW2547R-2x05-X	10	10.16	12.70	AW2547R-2x15-X	30	35.56	38.10
AW2547R-2x06-X	12	12.70	15.24	AW2547R-2x16-X	32	38.10	40.64
AW2547R-2x07-X	14	15.24	17.78	AW2547R-2x17-X	34	40.64	43.18
AW2547R-2x08-X	16	17.78	20.32	AW2547R-2x18-X	36	43.18	45.72
AW2547R-2x09-X	18	20.32	22.86	AW2547R-2x19-X	38	45.72	48.26
AW2547R-2x10-X	20	22.86	25.40	AW2547R-2x20-X	40	48.26	50.80
AW2547R-2x11-X	22	25.40	27.94				

Unless Otherwise specified tolerance  
 X. ±0.35 X.XX: ±0.20  
 X.X: ±0.25 X.XXX: ±0.15

**Antenk**® ANTENK ELECTRONICS CO., LTD  
 Http://www.antenk.com  
 E-mail:sales@antenk.com

SCALE: As Shown UNIT: mm  
 DRAW: Jack Bao DATE: 11/23/2018  
 CHECK: Bob Yang DATE: 11/23/2018



TITLE:2.54mm pitch 90° Wafer Double Row Connector series

DRAWING NO:AW2547R-2xNP-X  
 PRODUCT NO:AW2547R-2xNP-X

REV	DESCRIPTION	DATE
1	2	3
4	n	5