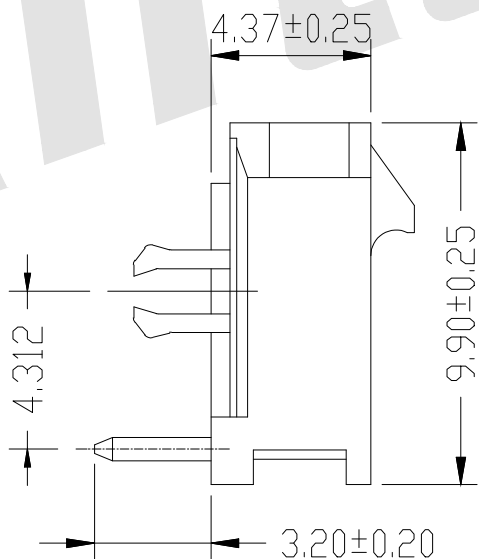
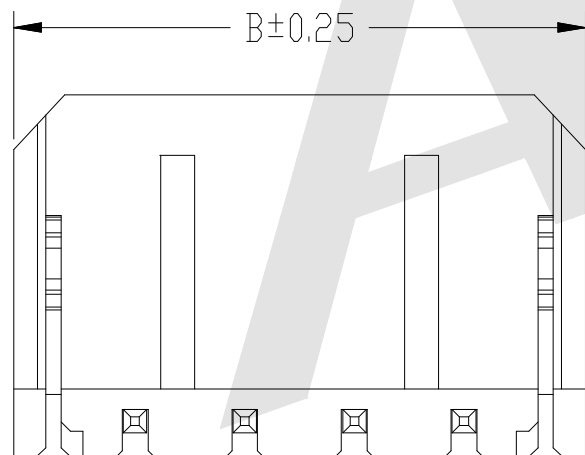
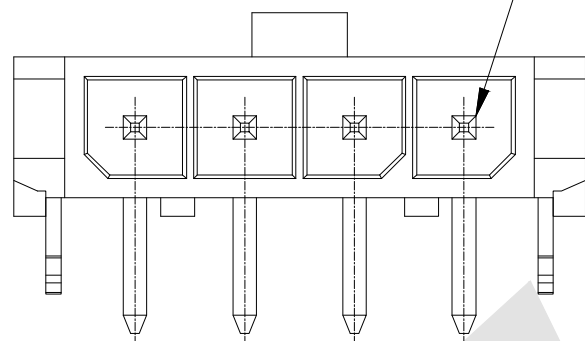


HSF



ROHS

Circuit 1



SPECIFICATIONS
 Current Rating: 5A AC, DC
 Voltage Rating: 250V AC, DC
 Temperature Range: -25°C~+85°C
 Contact Resistance: 10mΩ Max
 Insulation Resistance: 1000MΩ Min
 Withstanding Voltage: 1500V AC/ minute

Wafer
 Part No.: AW3045RF-1xNP
 Material
 Pin: Brass/ Tin-plated
 Housing: LCP, UL94V-0, Color: Natural (Gray)

Circuit	Dimensions	
	A	B
02	3.00	9.65
03	6.00	12.65
04	9.00	15.65
05	12.00	18.65
06	15.00	21.65
07	18.00	24.65
08	21.00	27.65
09	24.00	30.65
10	27.00	33.65
11	30.00	36.65
12	33.00	39.65

Unless Otherwise specified tolerance
 X. ±0.35 X.XX: ±0.20
 X.X: ±0.25 X.XXX: ±0.15

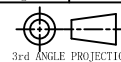
SCALE: As Shown UNIT: mm
 DRAW ZLA DATE 13/05/2022
 CHECK BobYang DATE 13/05/2022

Antenk ANTEK ELECTRONICS CO., LTD
[Http://www.antenk.com](http://www.antenk.com)
 E-mail: sales@antenk.com

TITLE: MX3.0mm 90° With Fork Wafer
 Connector Series

DRAWING NO: AW3045RF-1xNP

PRODUCT NO: AW3045RF-1xNP



REV	DESCRIPTION	DATE
1		
2		
3		
4		
5		