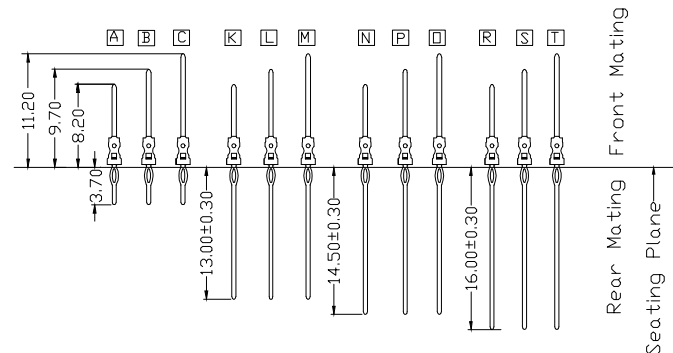
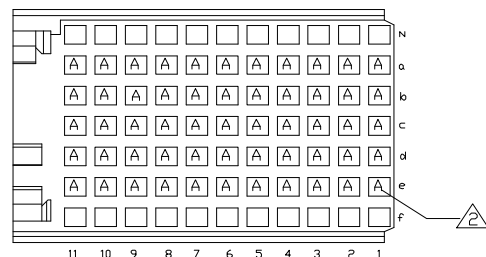


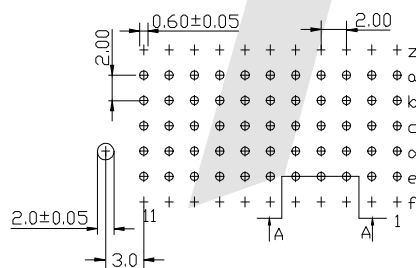
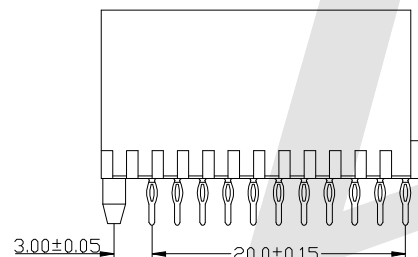
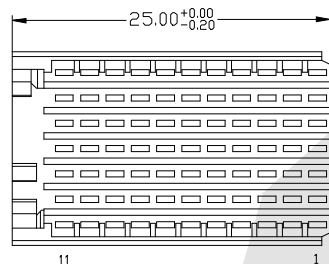
HSF



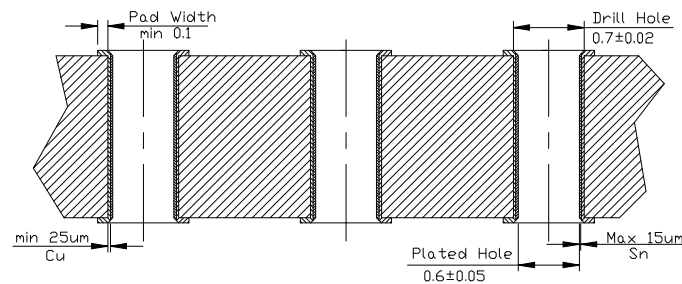
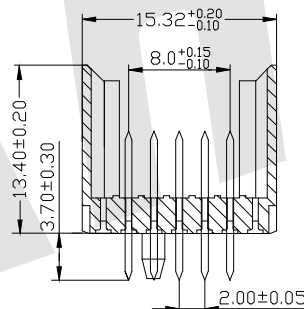
RoHS



CONT DIMENSION



PCB LAYOUT (Component Side) Scale:1:1

RECOMMENDED HOLE SPECIFICATIONS  
SECTION A-A SCALE 20:1

## SPECIFICATION

Material:

1.Housing:Thermdo Plastic Glass-Filled, UL94V-0

Contacts:Phosphor Bronze

2.Dimension Of Mating and Termination

Mating Termination

Length/Width\*Thickness Length

A:5.3/0.4~0.50\*0.4~0.36 3.7

3.Finish

30U"(0.75UM)Gold Plating on Contact Area Tin-Plated

On Tail Under Plating Nickel Allover

Ordering Code:

HM M 55 S C 01

①②③④⑤⑥

①Series No:

2.00mm Hard Metric

②Contact Type:

M:Male

③Contact Quantity:

55:5\*11P

④Assemble Type:

S:Straight

⑤Product Type:

C:C Type

⑥Product NO:

01

Standard IE P/N :

HMM55SC01

Unless Otherwise specified tolerance

X. ±0.35 X.XX:±0.20

X.X:±0.25 X.XXX:±0.15

SCALE:

As Shown

UNIT:

mm

DRAW

Wu Feng Rong

DATE

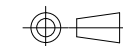
08/11/2021

CHECK

BobYang

DATE

08/11/2021



3rd ANGLE PROJECTION



ANTENK ELECTRONICS CO.,LTD

Http://www.antenk.com

E-mail:sales@antenk.com

TITLE:

2.00mm Hard Metric Male Straight  
Dip 5X11P C Type With Post

DRAWING NO: HMM55SC01

PRODUCT NO: HMM55SC01

REV

DESCRIPTION

2017/04/14

2016/10/25

DATE

1

2

3

4

5

6

7

8