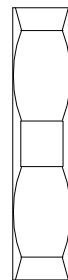
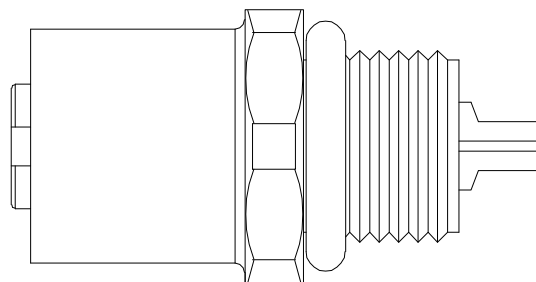


HSF



RoHS

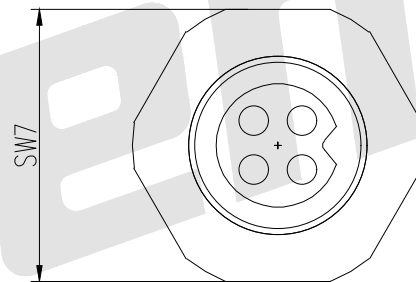
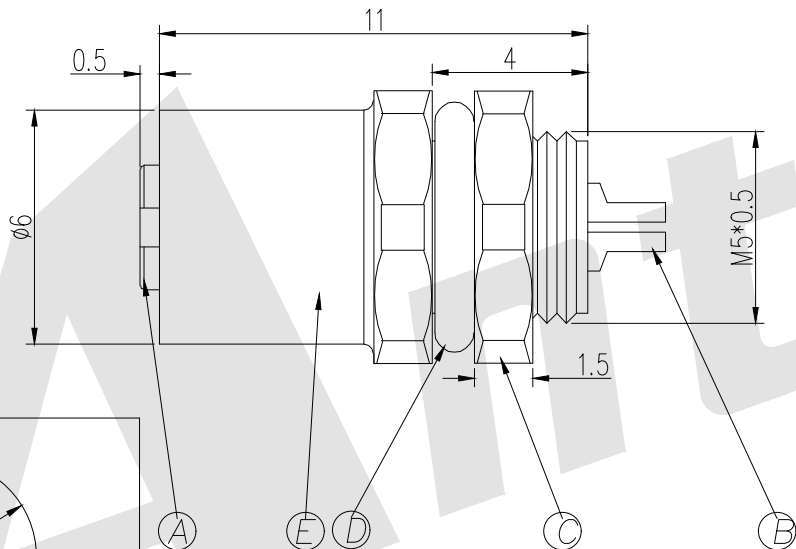
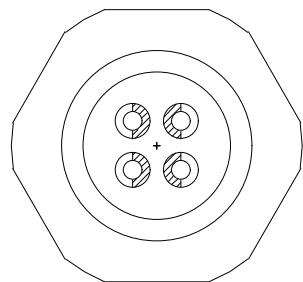


	2 Pin	3 Pin	4 Pin
Pin			

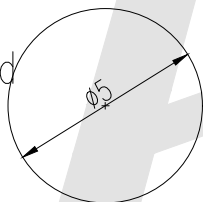
Ordering Code:

M5 - XP - F - 003  
 ①      ②      ③      ④

- ① Type of M series : M5
- ② NO. of PINS: 02~04
- ③ Gender option:  
F: Female
- ④ Series number: 003



Recommended Panel Cut-out

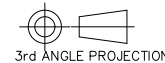


Engagement force	≤30N	Rated volage	60v DC
Isengagement force	≥5N	Rated current	1A
echanical lifespan	≥500	Insulation resistance	≥1000 MΩ
IP rating	IP67/IP68	Contace resistance	≤10mΩ
Flammability	UL94 v-0	Operation Temperature	-40 TO+105℃

Item	PART NAME	QTY	MATERIAL /FINISH
E	Over Mold	1	NICKL PLATED BRASS
D	O RING	1	SILIGONE RED
C	NUT	1	NICKL PLATED BRASS
B	Female PIN	/	PHOSPHOR BRONZE GOLD PLATING OVER NICKEL PLATING
A	BODY	1	PA66+GF BLACK

Unless Otherwise specified tolerance  
 X.±0.35 X.XX:±0.20  
 X.X:±0.25 X.XXX:±0.15

SCALE: As Shown UNIT: mm  
 DRAW ZLA DATE 24/05/2022  
 CHECK BobYang DATE 24/05/2022



**Antenk**® ANTENK ELECTRONICS CO.,LTD  
 Http://www.antenk.com  
 E-mail:sales@antenk.com

TITLE: M5 2-4P Waterproof Female Wire Side, Lock Back Panel SW7

DRAWING NO: M5-XP-F-003

PRODUCT NO: M5-XP-F-003

REV DESCRIPTION DATE