



SPECIFICATIONS

- Voltage Rating: 250V AC,DC
- Current Rating: 2A AC,DC
- Contact Resistance: 3.0mΩ Max
- Withstanding Voltage: 2200V AC/minute
- Insulation Resistance: 5000MΩ min
- Temperature Range: -40°C~+130°C

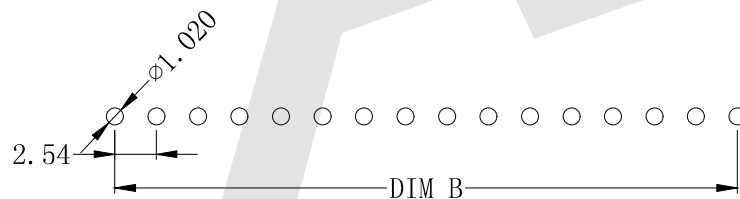
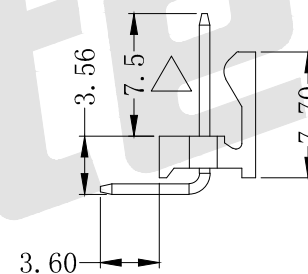
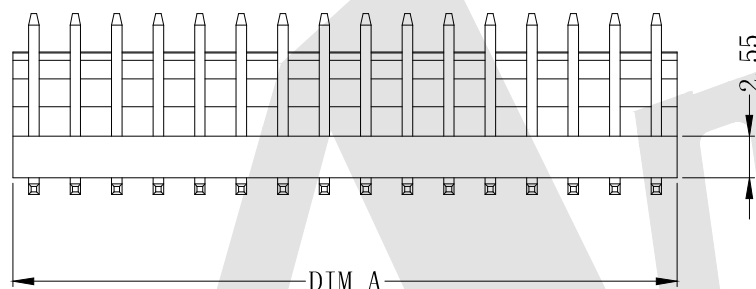
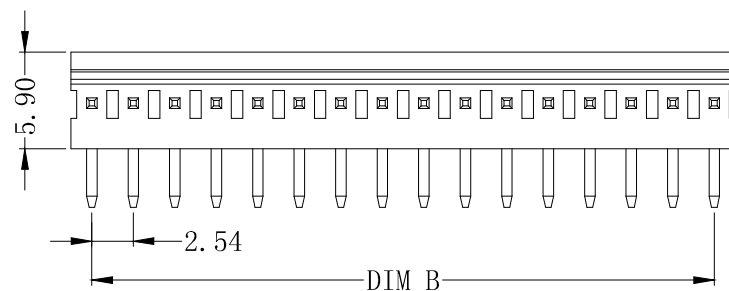
WAFER

- Part NO: AW2541R-XP
- Material: Pin: Brass/Tin over Nickel
0.64SQ L=18.00MM
Terminal Retention: 1.3KG(MIN)
Insulator: Nylon 66, UL94V-0 White
- Mates With: AH2541-XP Series Housing
- Solder: 245±0.5° C 4±0.5S

Ordering Information & Dimensions:

Poles	Part No.	Dimensions (mm)	
		A	B
02	AW2541R-02P	5.08	2.54
03	AW2541R-03P	7.62	5.08
04	AW2541R-04P	10.16	7.62
05	AW2541R-05P	12.70	10.16
06	AW2541R-06P	15.24	12.70
07	AW2541R-07P	17.78	15.24
08	AW2541R-08P	20.32	17.78
09	AW2541R-09P	22.86	20.32
10	AW2541R-10P	25.40	22.86
11	AW2541R-11P	27.94	25.40
12	AW2541R-12P	30.48	27.94
13	AW2541R-13P	33.02	30.48
14	AW2541R-14P	35.56	33.02
15	AW2541R-15P	38.10	35.56
16	AW2541R-16P	40.64	38.10

Unit:mm



PCB LAYOUT

Unless Otherwise specified tolerance
 X. ±0.35 X.XX: ±0.20
 X.X: ±0.25 X.XXX: ±0.15

SCALE: As Shown UNIT: mm
 DRAW: Wu Feng Rong DATE: 11/18/2020
 CHECK: Bob Yang DATE: 11/18/2020



Antenk ANTENK ELECTRONICS CO.,LTD
[Http://www.antenk.com](http://www.antenk.com)
 E-mail:sales@antenk.com

TITLE: 2.54mm Pitch 90° Single Row
 Wafer Connector Series Standard Type

DRAWING NO: AW2541R-XP

PRODUCT NO: AW2541R-XP

Change 8.9 to 7.5

13/05/2022

REV	DESCRIPTION	DATE