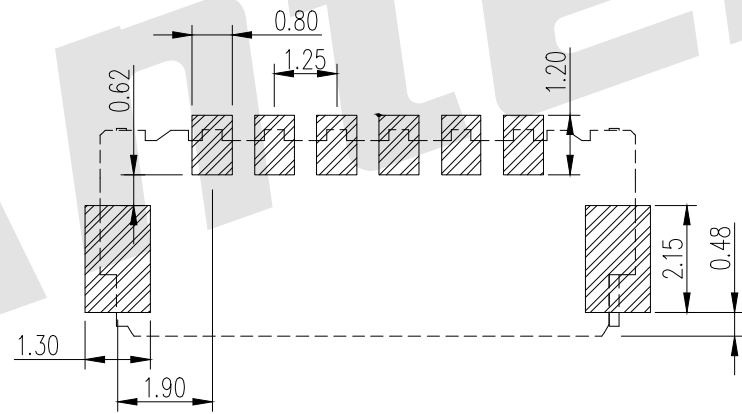
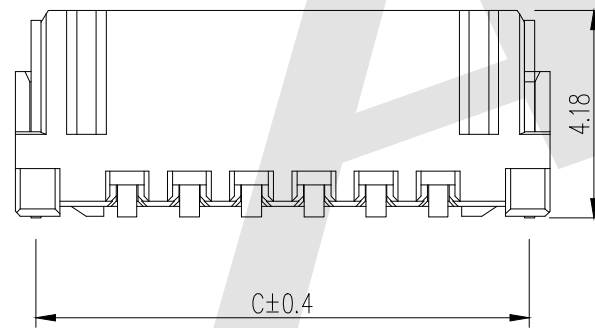
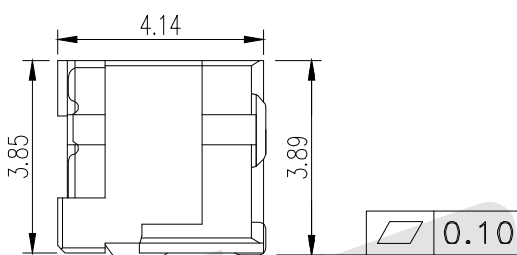
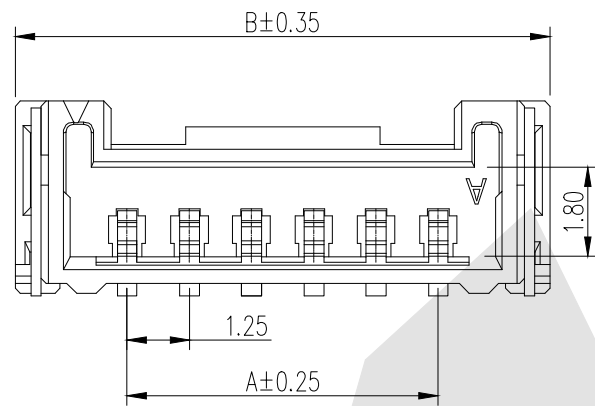


HSF



Specifications
 Current rating: 1.5A AC DC
 Voltage rating : 50V AC DC
 Temperature Range: -25°C~+125°C
 Contact resistance: ≤20mΩ
 Insulation resistance: ≥100MΩ
 Withstand Voltage: 500V AC/minute
 Solder Tabs: Brass/Tin-plated

WAFER
 •Part NO: AW1259RM-XP
 •Material:
 Pin: Phosphor Bronze/Tin-plated
 Insulator: High-Temperature Plastic, UL94V-0
 •Mates with: AH1259 series Housing
 •Color: Black



Recommended P.C.B Layout
 General Tolerance ±0.05

Ordering Information & Dimensions

PIN	A	B	C
2	1.25	5.75	4.90
3	2.54	7.00	6.15
4	3.75	8.25	7.40
5	5.00	9.50	8.65
6	6.25	10.75	9.90
7	7.50	12.00	11.15
8	8.75	13.25	12.40
9	10.00	14.50	13.65
10	11.25	15.75	14.90
11	12.50	17.00	16.15
12	13.75	18.25	17.40
13	15.00	19.50	18.65
14	16.25	19.75	19.90
15	17.50	21.00	21.15
16	18.75	22.25	22.40

Unless Otherwise specified tolerance
 X.±0.35 X.XX:±0.20
 X.X:±0.25 X.XXX:±0.15

SCALE: As Shown UNIT: mm
 DRAW YH DATE 03/19/2024
 CHECK BobYang DATE 03/19/2024



Antenk® ANTENK ELECTRONICS CO.,LTD
 Http://www.antenk.com
 E-mail:sales@antenk.com

TITLE:
 1.25mm Pitch 90° Wafer SMT Type
 DRAWING NO: AW1259RM-XP
 PRODUCT NO: AW1259RM-XP

REV	DESCRIPTION	DATE