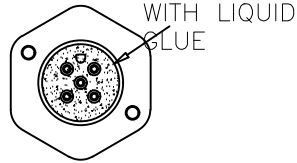
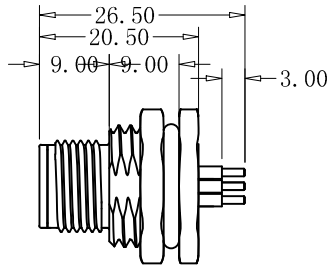
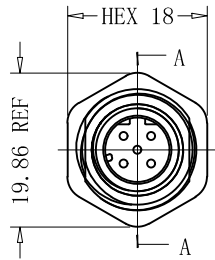


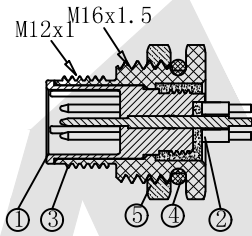
HSF



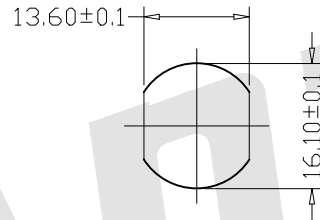
ROHS



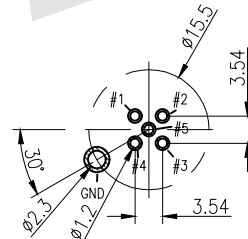
3D View



Section A-A



Recommended Panel CUT-Out



3~5P RECOMMENDED PCB LAYOUT; TOL: ±0.05mm

Notes:

1. Waterproof rate: IP68
IP68: Immersed in 1M water for 24 hours
2. Electrical characteristics
Temperature range: -40° C to +100° C
rating: 60V AC/DC 5A
Dielectric withstanding voltage: 500V AC for one minute
3. For panel thickness Max of 4.0mm

Order Code:

M12 - D - XP - M - 142
① ② ③ ④ ⑤

- ① Type of M series: M12
- ② Code option: D Code
- ③ NO. of PINS: 03~05
- ④ Gender option: Male
- ⑤ Series number: 142

| | |
|---------------------|-------------------------------|
| M12-D-03P -M-142 | |
| M12-D-04P -M-142 | |
| M12-D-05P -M-142 | |
| P/N | PIN ASSIGNMENTS FRONT VIEW |

| 5 | Nut | Copper alloy | Nickel plating 60u | 1 |
|-----|-----------------|----------------|--------------------|----------|
| 4 | Waterproof ring | Silicone | Red | 2 |
| 3 | Shell | Copper alloy | Nickel plating 60u | 1 |
| 2 | Plug Pin | Copper alloy | Gold plating 3u | 3~5 |
| 1 | Plastic core | Nylon UL94 V-0 | Black | 1 |
| NO. | ITEM | MATERIALS | SURFACE | QUANTITY |

Unless Otherwise specified tolerance
X. ±0.35 X.XX: ±0.20
X.X: ±0.25 X.XXX: ±0.15

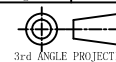
| | |
|--------------------|--------------------|
| SCALE: As Shown | UNIT: mm |
| DRAW ZLA | DATE 07/04/2022 |
| CHECK BobYang | DATE 07/04/2022 |

Antenk ANTENK ELECTRONICS CO., LTD
Http://www.antenk.com
E-mail: sales@antenk.com

TITLE:
M12 3~5P Male Lock Front M16 D Code DIP
180° Unshielded

DRAWING NO: M12-D-XP-M-142

PRODUCT NO: M12-D-XP-M-142



| REV | DESCRIPTION | DATE |
|-----|-------------|------|
| | | |