

HSF



SPECIFICATIONS

- Voltage rating: 100V AC,DC
- Current rating: 2A, AC, DC
- Withstanding Voltage: 800V AC/minute
- Insulation resistance: 1000MΩ min
- Temperature range: -40°C~+105°C
- Contact resistance: 10mΩ max

WAFER

- Part NO: AW2001V-xxP-X
- Material: Pin: Brass/Tin over Nickel
Insulator: Nylon 66, UL94V-0
- Mates with: AH2001 series Housing
- Color: White

Ordering Information & Dimensions:

Poles	Part No.	Dimensions (mm)	
		A	B
2	AW2001V-02P-X	2.00	6.00
3	AW2001V-03P-X	4.00	8.00
4	AW2001V-04P-X	6.00	10.00
5	AW2001V-05P-X	8.00	12.00
6	AW2001V-06P-X	10.00	14.00
7	AW2001V-07P-X	12.00	16.00
8	AW2001V-08P-X	14.00	18.00
9	AW2001V-09P-X	16.00	20.00
10	AW2001V-10P-X	18.00	22.00
11	AW2001V-11P-X	20.00	24.00
12	AW2001V-12P-X	22.00	26.00
13	AW2001V-13P-X	24.00	28.00
14	AW2001V-14P-X	26.00	30.00
15	AW2001V-15P-X	28.00	32.00
16	AW2001V-16P-X	30.00	34.00
17	AW2001V-17P-X	32.00	36.00
18	AW2001V-18P-X	34.00	38.00
19	AW2001V-19P-X	36.00	40.00
20	AW2001V-20P-X	38.00	42.00

Ordering Information:

AW2001V-XP - **
1 2

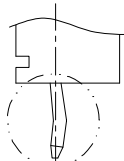
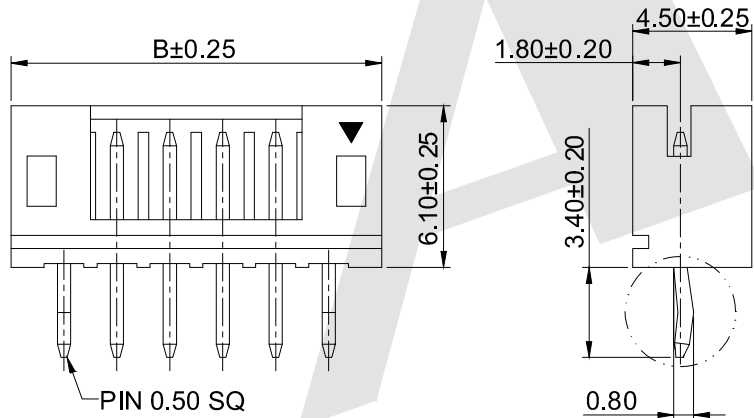
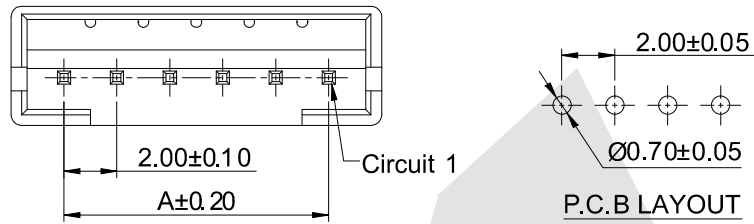
1. Part No.

2. Style:

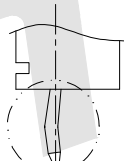
(blank) : Type 1

2 : Type 2

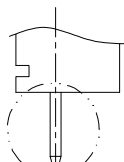
3 : Type 3



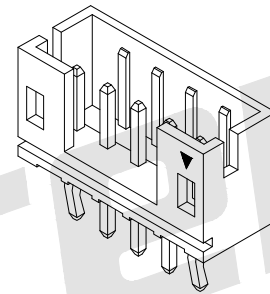
TYPE 1



TYPE 2



TYPE 3



Unless otherwise specified tolerance
X. ±0.35 X.XX: ±0.20
X.X: ±0.25 X.XXX: ±0.15

SCALE: As Shown UNIT: mm
DRAW: Jack Bao DATE: 09/10/2017
CHECK: Bob Yang DATE: 09/10/2017



Antenk® ANTENK ELECTRONICS CO., LTD
Http://www.antenk.com
E-mail:sales@antenk.com

TITLE: 2.00mm pitch 180° Wafer Connector Series

DRAWING NO: AW2001V-xxP-X

PRODUCT NO: AW2001V-xxP-X

REV	DESCRIPTION	DATE
1		
2		