

HSF



POLES	Dimensions (mm)	
	A	B
2	2.0	6.0
3	4.0	8.0
4	6.0	10.0
5	8.0	12.0
6	10.0	14.0
7	12.0	16.0
8	14.0	18.0
9	16.0	20.0
10	18.0	22.0
11	20.0	24.0
12	22.0	26.0
13	24.0	28.0
14	26.0	30.0
15	28.0	32.0
16	30.0	34.0

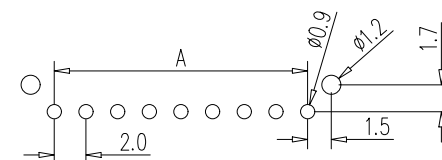
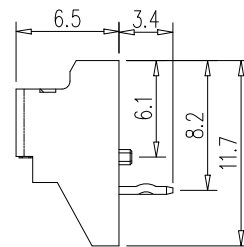
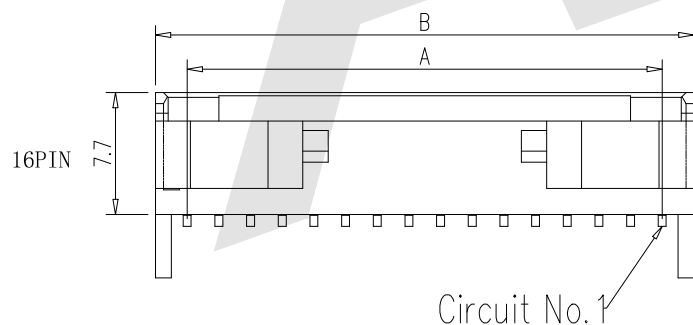
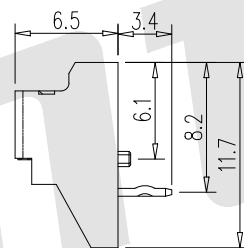
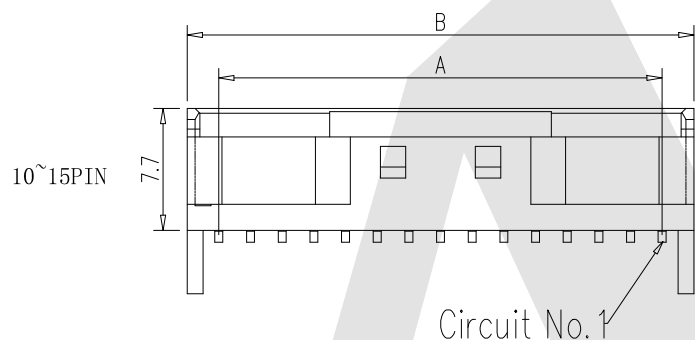
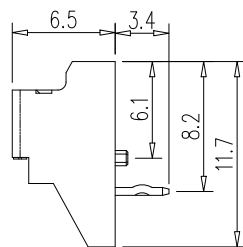
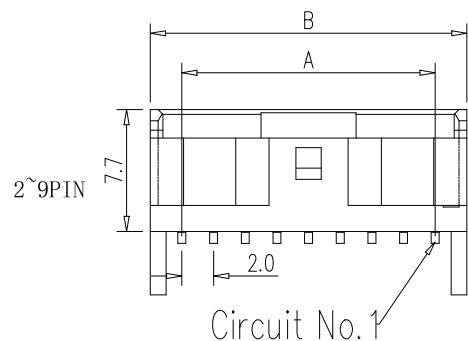
Specifications:

Current rating: 3A AC/DC (AWG #22)  
 Voltage rating: 250V AC/DC  
 Temperature range: -25° C to +85° C  
 (including temperature rise in applying electrical current)  
 Contact resistance: Initial value/ 10 mΩ max.  
 After environmental tests/ 20 mΩ max.  
 Insulation resistance: Initial/ 1,000 MΩ min.  
 Withstanding voltage: 800V AC/minute  
 Applicable wire: Conductor size/ AWG #28 to #22  
 Insulation O.D./ 0.76 to 1.5 mm  
 Applicable PC board thickness: 1.6 mm

Ordering Code:

AW2012RA-F - xP - B - SN  
 ① ② ③ ④

- ① Series No.: PA2.0 with Post series
- ② Pin No. 2P~16P
- ③ Insulation material  
 A: PBT, White                      B: PA66, White
- ④ Contact Plating  
 G0: Gold flash      S0: Gold flash/Tin  
 G1: 3u" Gold        S1: 3u" Gold/Tin  
 G2: 5u" Gold        S2: 5u" Gold/Tin  
 G3: 10" Gold        S3: 10u" Gold/Tin  
 G4: 15u" Gold       S4: 15u" Gold/Tin  
 G5: 30u" Gold       S5: 30u" Gold/Tin  
 Sn: Tin



Unless Otherwise specified tolerance  
 X.±0.35      X.XX:±0.20  
 X.X:±0.25    X.XXX:±0.15

SCALE: As Shown      UNIT: mm  
 DRAW ZLA      DATE 11/30/2023  
 CHECK BobYang      DATE 11/30/2023

VER./版本号      3rd ANGLE PROJECTION

**Antenk** ANTENK ELECTRONICS CO.,LTD  
 Http://www.antenk.com  
 E-mail:sales@antenk.com

TITLE: 2.0mm Pitch 90° Wafer Connector With Post

DRAWING NO: AW2012RA-F-xP-B-SN

PRODUCT NO: AW2012RA-F-xP-B-SN

MK/标记	DESCRIPTION/修订内容	DATE/日期(M/D/Y)