

HSF

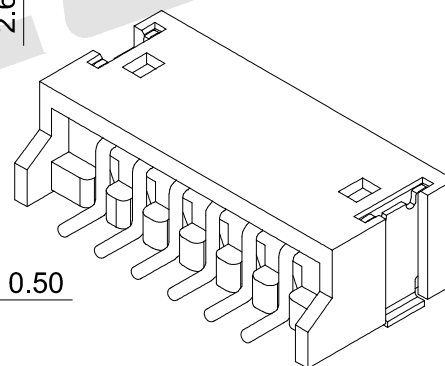
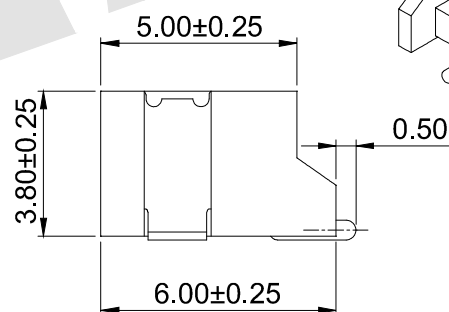
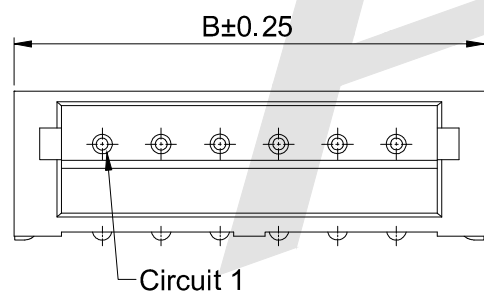
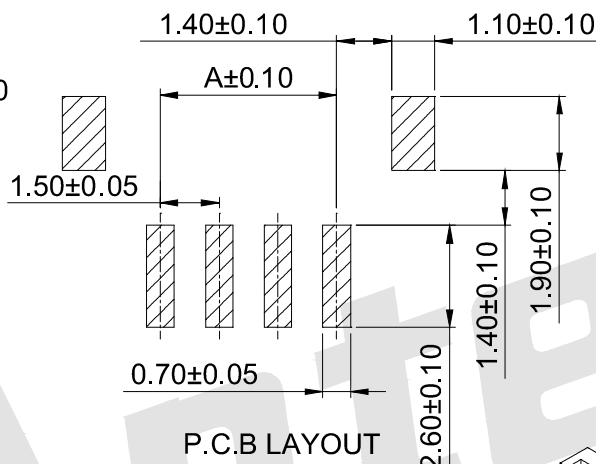
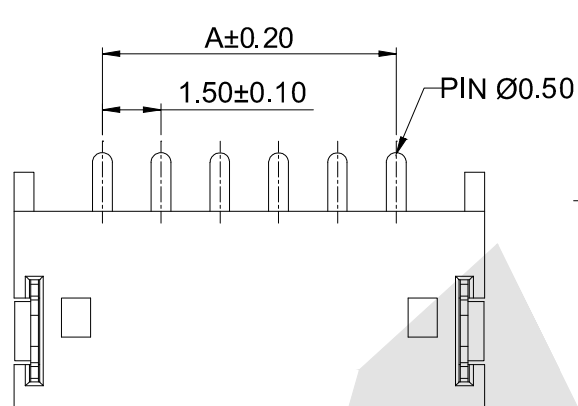


SPECIFICATIONS

- Voltage rating: 100V AC,DC
- Current rating: 1A AC,DC
- Withstanding Voltage: 500V AC/minute
- Insulation resistance: 500MΩ min
- Temperature range: -40°C~+105°C

WAFER

- Part NO: AW1501R-S-xP
- Material: Pin: Brass/Tin over Nickel  
Solder Tabs: Brass/Gold over Nickel  
Insulator: Nylon 6T, UL94V-0
- Mates with: AH1501 series Housing
- Color: Ivory



Ordering Information & Dimensions:

Poles	Part No.	Dimensions (mm)	
		A	B
02	AW1501R-S-02P	1.50	6.00
03	AW1501R-S-03P	3.00	7.50
04	AW1501R-S-04P	4.50	9.00
05	AW1501R-S-05P	6.00	10.50
06	AW1501R-S-06P	7.50	12.00
07	AW1501R-S-07P	9.00	13.50
08	AW1501R-S-08P	10.50	15.00
09	AW1501R-S-09P	12.00	16.50
10	AW1501R-S-10P	13.50	18.00
11	AW1501R-S-11P	15.00	19.50
12	AW1501R-S-12P	16.50	21.00
13	AW1501R-S-13P	18.00	22.50

Unit:mm

Unless Otherwise specified tolerance  
 X. ±0.35 X.XX: ±0.20  
 X.X: ±0.25 X.XXX: ±0.15

**Antenk**® ANTENK ELECTRONICS CO., LTD  
[Http://www.antenk.com](http://www.antenk.com)  
 E-mail:sales@antenk.com

SCALE: As Shown UNIT: mm  
 DRAW Jack Bao DATE 12/15/2017  
 CHECK Bob Yang DATE 12/15/2017

TITLE: 1.50mm pitch 90° SMT Wafer Connector Series



DRAWING NO: AW1501R-S-xP

PRODUCT NO: AW1501R-S-xP

REV	DESCRIPTION	DATE
1		
2		
3		
4		
5		